




TY4 SERIES (Y5V)

3 to 15kV
High Voltage Ceramic Capacitors



Features

- Radial Leaded Package
- Y5V Temperature Characteristics

Specifications

Part Number ¹	C pF	Tolerance ¹ ±%	V _{RATE} kVDC	V _{WITHSTAND} kVDC	D ² mm	H ² mm	T ² mm	L ³ mm	Ls ⁴ mm	d ⁵ mm
TY4Y5V102•3KV	1000	K,M,Z	3.0	6.0	8.0	11.0	5.0	25.0	7.5	0.6
TY4Y5V152•3KV	1500	K,M,Z	3.0	6.0	8.0	11.0	5.0	25.0	7.5	0.6
TY4Y5V222•3KV	2200	K,M,Z	3.0	6.0	9.0	12.0	5.0	25.0	7.5	0.6
TY4Y5V272•3KV	2700	K,M,Z	3.0	6.0	10.0	13.0	5.0	25.0	7.5	0.6
TY4Y5V332•3KV	3300	K,M,Z	3.0	6.0	11.0	14.0	5.0	25.0	7.5	0.6
TY4Y5V472•3KV	4700	K,M,Z	3.0	6.0	12.0	15.0	5.0	25.0	7.5	0.6
TY4Y5V682•3KV	6800	K,M,Z	3.0	6.0	13.0	16.0	5.0	25.0	7.5	0.6
TY4Y5V822•3KV	8200	K,M,Z	3.0	6.0	15.0	18.0	5.0	25.0	7.5	0.6
TY4Y5V103•3KV	10000	K,M,Z	3.0	6.0	17.0	20.0	5.0	25.0	7.5	0.6
TY4Y5V102•4KV	1000	K,M,Z	4.0	8.0	8.0	11.0	6.0	25.0	10.0	0.6
TY4Y5V152•4KV	1500	K,M,Z	4.0	8.0	9.0	12.0	6.0	25.0	10.0	0.6
TY4Y5V222•4KV	2200	K,M,Z	4.0	8.0	10.0	13.0	6.0	25.0	10.0	0.6
TY4Y5V272•4KV	2700	K,M,Z	4.0	8.0	11.0	14.0	6.0	25.0	10.0	0.6
TY4Y5V332•4KV	3300	K,M,Z	4.0	8.0	12.0	15.0	6.0	25.0	10.0	0.6
TY4Y5V472•4KV	4700	K,M,Z	4.0	8.0	13.0	16.0	6.0	25.0	10.0	0.6
TY4Y5V682•4KV	6800	K,M,Z	4.0	8.0	15.0	18.0	6.0	25.0	10.0	0.6
TY4Y5V822•4KV	8200	K,M,Z	4.0	8.0	16.0	19.0	6.0	25.0	10.0	0.6
TY4Y5V103•4KV	10000	K,M,Z	4.0	8.0	17.0	20.0	6.0	25.0	10.0	0.6
TY4Y5V102•5KV	1000	K,M,Z	5.0	10.0	9.0	12.0	7.0	25.0	10.0	0.6
TY4Y5V152•5KV	1500	K,M,Z	5.0	10.0	10.0	13.0	7.0	25.0	10.0	0.6
TY4Y5V222•5KV	2200	K,M,Z	5.0	10.0	11.0	14.0	7.0	25.0	10.0	0.6
TY4Y5V272•5KV	2700	K,M,Z	5.0	10.0	12.0	15.0	7.0	25.0	10.0	0.6
TY4Y5V332•5KV	3300	K,M,Z	5.0	10.0	13.0	16.0	7.0	25.0	10.0	0.6
TY4Y5V472•5KV	4700	K,M,Z	5.0	10.0	14.0	17.0	7.0	25.0	10.0	0.6
TY4Y5V682•5KV	6800	K,M,Z	5.0	10.0	16.0	19.0	7.0	25.0	10.0	0.6
TY4Y5V822•5KV	8200	K,M,Z	5.0	10.0	17.0	20.0	7.0	25.0	10.0	0.6
TY4Y5V103•5KV	10000	K,M,Z	5.0	10.0	19.0	22.0	7.0	25.0	10.0	0.6
TY4Y5V102•6KV	1000	K,M,Z	6.0	12.0	9.0	12.0	7.5	25.0	10.0	0.6
TY4Y5V152•6KV	1500	K,M,Z	6.0	12.0	10.0	13.0	7.5	25.0	10.0	0.6
TY4Y5V222•6KV	2200	K,M,Z	6.0	12.0	12.0	15.0	7.5	25.0	10.0	0.6
TY4Y5V272•6KV	2700	K,M,Z	6.0	12.0	13.0	16.0	7.5	25.0	10.0	0.6
TY4Y5V332•6KV	3300	K,M,Z	6.0	12.0	13.0	16.0	7.5	25.0	10.0	0.6
TY4Y5V472•6KV	4700	K,M,Z	6.0	12.0	15.0	18.0	7.5	25.0	10.0	0.6
TY4Y5V682•6KV	6800	K,M,Z	6.0	12.0	17.0	20.0	7.5	25.0	10.0	0.6
TY4Y5V822•6KV	8200	K,M,Z	6.0	12.0	19.0	23.0	7.5	25.0	10.0	0.6
TY4Y5V103•6KV	10000	K,M,Z	6.0	12.0	21.0	25.0	8.0	25.0	10.0	0.7
TY4Y5V102•8KV	1000	K,M,Z	8.0	16.0	10.0	13.0	8.0	25.0	10.0	0.6
TY4Y5V152•8KV	1500	K,M,Z	8.0	16.0	11.0	14.0	8.0	25.0	10.0	0.6
TY4Y5V222•8KV	2200	K,M,Z	8.0	16.0	12.0	15.0	8.0	25.0	10.0	0.6
TY4Y5V272•8KV	2700	K,M,Z	8.0	16.0	13.0	16.0	8.0	25.0	10.0	0.6



Part Number ¹	C pF	Tolerance ¹ ±%	V _{RATE} kVDC	V _{WITHSTAND} kVDC	D ² mm	H ² mm	T ² mm	L ³ mm	Ls ⁴ mm	d ⁵ mm
TY4Y5V332•8KV	3300	K,M,Z	8.0	16.0	13.0	16.0	8.0	25.0	10.0	0.6
TY4Y5V472•8KV	4700	K,M,Z	8.0	16.0	15.0	18.0	8.0	25.0	10.0	0.6
TY4Y5V682•8KV	6800	K,M,Z	8.0	16.0	17.0	20.0	8.0	25.0	10.0	0.6
TY4Y5V822•8KV	8200	K,M,Z	8.0	16.0	19.0	23.0	8.5	25.0	10.0	0.7
TY4Y5V103•8KV	10000	K,M,Z	8.0	16.0	21.0	25.0	8.5	25.0	10.0	0.7
TY4Y5V102•10KV	1000	K,M,Z	10.0	20.0	10.0	13.0	9.0	25.0	10.0	0.7
TY4Y5V152•10KV	1500	K,M,Z	10.0	20.0	11.0	14.0	9.0	25.0	10.0	0.7
TY4Y5V222•10KV	2200	K,M,Z	10.0	20.0	13.0	16.0	9.0	25.0	10.0	0.7
TY4Y5V272•10KV	2700	K,M,Z	10.0	20.0	14.0	17.0	9.0	25.0	10.0	0.7
TY4Y5V332•10KV	3300	K,M,Z	10.0	20.0	16.0	19.0	9.0	25.0	10.0	0.7
TY4Y5V472•10KV	4700	K,M,Z	10.0	20.0	18.0	21.0	9.0	25.0	10.0	0.7
TY4Y5V682•10KV	6800	K,M,Z	10.0	20.0	20.0	23.0	9.0	25.0	10.0	0.7
TY4Y5V822•10KV	8200	K,M,Z	10.0	20.0	22.0	26.0	9.0	25.0	10.0	0.7
TY4Y5V103•10KV	10000	K,M,Z	10.0	20.0	24.0	28.0	9.0	25.0	10.0	0.7
TY4Y5V102•12KV	1000	K,M,Z	12.0	24.0	11.0	15.0	10.0	25.0	12.5	0.7
TY4Y5V152•12KV	1500	K,M,Z	12.0	24.0	12.0	16.0	10.0	25.0	12.5	0.7
TY4Y5V222•12KV	2200	K,M,Z	12.0	24.0	14.0	18.0	10.0	25.0	12.5	0.7
TY4Y5V272•12KV	2700	K,M,Z	12.0	24.0	15.0	19.0	10.0	25.0	12.5	0.7
TY4Y5V332•12KV	3300	K,M,Z	12.0	24.0	16.0	20.0	10.0	25.0	12.5	0.7
TY4Y5V472•12KV	4700	K,M,Z	12.0	24.0	19.0	24.0	10.0	25.0	12.5	0.7
TY4Y5V682•12KV	6800	K,M,Z	12.0	24.0	21.0	25.0	10.0	25.0	12.5	0.7
TY4Y5V822•12KV	8200	K,M,Z	12.0	24.0	24.0	28.0	10.0	25.0	12.5	0.7
TY4Y5V103•12KV	10000	K,M,Z	12.0	24.0	26.0	30.0	10.0	25.0	12.5	0.7
TY4Y5V102•15KV	1000	K,M,Z	15.0	30.0	11.0	15.0	12.0	25.0	12.5	0.7
TY4Y5V152•15KV	1500	K,M,Z	15.0	30.0	13.0	17.0	12.0	25.0	12.5	0.7
TY4Y5V222•15KV	2200	K,M,Z	15.0	30.0	16.0	20.0	12.0	25.0	12.5	0.7
TY4Y5V272•15KV	2700	K,M,Z	15.0	30.0	17.0	21.0	12.0	25.0	12.5	0.7
TY4Y5V332•15KV	3300	K,M,Z	15.0	30.0	18.0	22.0	12.0	25.0	12.5	0.7
TY4Y5V472•15KV	4700	K,M,Z	15.0	30.0	21.0	25.0	12.0	25.0	12.5	0.7
TY4Y5V682•15KV	6800	K,M,Z	15.0	30.0	25.0	29.0	12.0	25.0	12.5	0.7
TY4Y5V822•15KV	8200	K,M,Z	15.0	30.0	27.0	31.0	12.0	25.0	12.5	0.7

¹TY4Y5V models are offered with K (± 10%), M (± 20%), and Z (+80%, -20%) capacitance tolerances. Substitute the "*" in the part number with the preferred tolerance. Inquire for additional information.

²Maximum dimension.

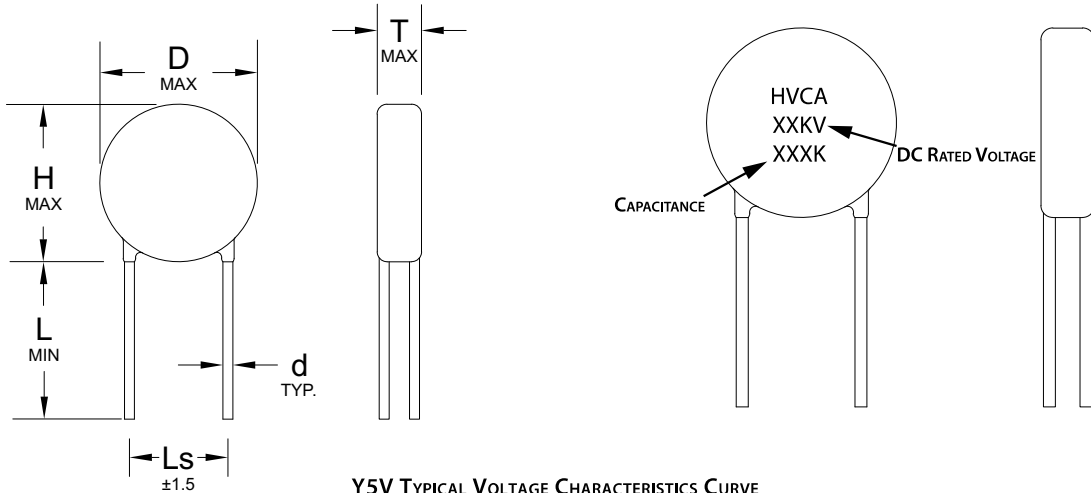
³Minimum dimension.

⁴Ls has a ±1.5mm tolerance.

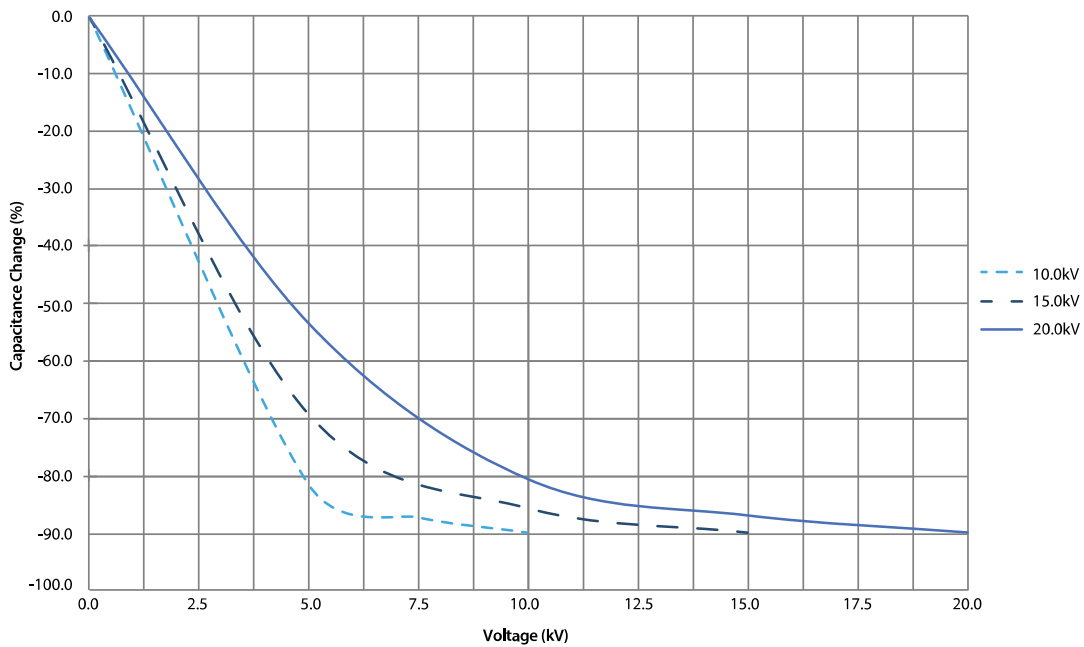
⁵Typical.



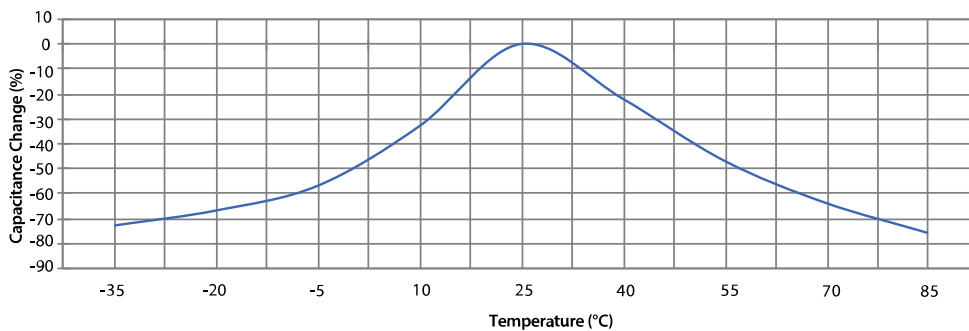
Drawings and Characteristics



Y5V TYPICAL VOLTAGE CHARACTERISTICS CURVE

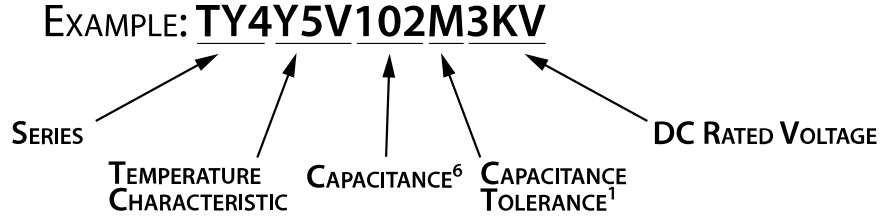


Y5V TYPICAL TEMPERATURE CHARACTERISTICS CURVE





Part Number Decoder:



⁶Capacitance decoder:

For capacitance values 100pF and higher, the first and second digits are significant digits, while the third digit expresses the number of zeros to follow the two significant digits. For example, 152 = 1500pF, since the 1 and the 5 are the significant digits with 2 zeros that follow.

For capacitance values less than 10pF, digits before the “R” are significant digits, while digits after the “R” are the decimal values after the significant digits. For example, 4R7 = 4.7pF, since the 4 is the significant digit while the 7 is the digit after the decimal.

Additional Specifications

Specifications	
Operating Temperature Range	-25 to +100°C
Temperature Coefficient	-25 to +85°C
Dissipation Factor	5.0% Max

Note: Specifications subject to change without notice. Photo is representation only.

