



## JX5 SERIES (T3M)

10 to 50kV

High Voltage Ceramic Capacitors

### Features

- Compact Size
- Low Dissipation Factor
- Low Voltage Coefficient
- Epoxy Encapsulation
- T3M Temperature Characteristics



### Specifications

Part Number <sup>1</sup>	C pF	Tolerance <sup>1</sup> ±%	V <sub>RATE</sub> kVDC	V <sub>WITHSTAND</sub> kVDC	D <sup>2</sup> mm	H <sup>3</sup> mm	L <sup>4</sup> mm	Terminal Type
JX5T3M561•10KV	560	K,M,Z	10.0	15.0	20.0	12.0	16.0	M4x4
JX5T3M122•10KV	1200	K,M,Z	10.0	15.0	24.0	12.0	16.0	M4x4
JX5T3M282•10KV	2800	K,M,Z	10.0	15.0	38.0	12.0	16.0	M4x4
JX5T3M502•10KV	5000	K,M,Z	10.0	15.0	52.0	12.0	16.0	M5x4
JX5T3M802•10KV	8000	K,M,Z	10.0	15.0	58.0	12.0	16.0	M5x4
JX5T3M371•15KV	370	K,M,Z	15.0	22.5	20.0	14.0	18.0	M4x4
JX5T3M112•15KV	1100	K,M,Z	15.0	22.5	30.0	14.0	18.0	M4x4
JX5T3M192•15KV	1900	K,M,Z	15.0	22.5	38.0	14.0	18.0	M4x4
JX5T3M342•15KV	3400	K,M,Z	15.0	22.5	52.0	14.0	18.0	M5x4
JX5T3M532•15KV	5300	K,M,Z	15.0	22.5	58.0	14.0	18.0	M5x4
JX5T3M281•20KV	280	K,M,Z	20.0	30.0	20.0	20.0	24.0	M4x5
JX5T3M881•20KV	880	K,M,Z	20.0	30.0	30.0	20.0	24.0	M4x5
JX5T3M142•20KV	1400	K,M,Z	20.0	30.0	38.0	20.0	24.0	M4x5
JX5T3M252•20KV	2500	K,M,Z	20.0	30.0	52.0	20.0	24.0	M5x5
JX5T3M402•20KV	4000	K,M,Z	20.0	30.0	58.0	20.0	24.0	M5x5
JX5T3M191•30KV	190	K,M,Z	30.0	45.0	20.0	24.0	28.0	M4x5
JX5T3M591•30KV	590	K,M,Z	30.0	45.0	30.0	24.0	28.0	M4x5
JX5T3M941•30KV	940	K,M,Z	30.0	45.0	38.0	24.0	28.0	M4x5
JX5T3M172•30KV	1700	K,M,Z	30.0	45.0	52.0	24.0	28.0	M5x5
JX5T3M272•30KV	2700	K,M,Z	30.0	45.0	58.0	24.0	28.0	M5x5
JX5T3M141•40KV	140	K,M,Z	40.0	60.0	20.0	32.0	36.0	M4x6
JX5T3M441•40KV	440	K,M,Z	40.0	60.0	30.0	32.0	36.0	M4x6
JX5T3M701•40KV	700	K,M,Z	40.0	60.0	38.0	32.0	36.0	M4x6
JX5T3M132•40KV	1300	K,M,Z	40.0	60.0	52.0	32.0	36.0	M5x6
JX5T3M192•40KV	1900	K,M,Z	40.0	60.0	58.0	32.0	36.0	M5x6
JX5T3M202•40KV	2000	K,M,Z	40.0	60.0	58.0	32.0	36.0	M5x6
JX5T3M101•50KV	100	K,M,Z	50.0	75.0	20.0	35.0	39.0	M4x6
JX5T3M201•50KV	200	K,M,Z	50.0	75.0	24.0	35.0	39.0	M4x6
JX5T3M401•50KV	400	K,M,Z	50.0	75.0	30.0	35.0	39.0	M4x6
JX5T3M561•50KV	560	K,M,Z	50.0	75.0	38.0	35.0	39.0	M4x6
JX5T3M112•50KV	1100	K,M,Z	50.0	75.0	52.0	35.0	39.0	M5x6
JX5T3M172•50KV	1700	K,M,Z	50.0	75.0	58.0	35.0	39.0	M5x6
JX5T3M402•50KV	4000	K,M,Z	50.0	75.0	70.0	31.0	35.0	M5x6

<sup>1</sup>JX5T3M models are offered with K (± 10%), M (± 20%), and Z (+80%, -20%) capacitance tolerances. Substitute the “•” in the part number with the preferred tolerance. Inquire for additional information.

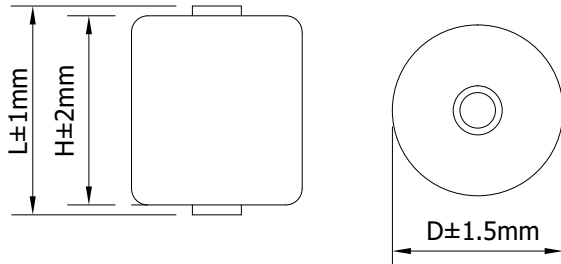
<sup>2</sup>D has a ±1.5mm tolerance.

<sup>3</sup>H has a ±2.0mm tolerance.

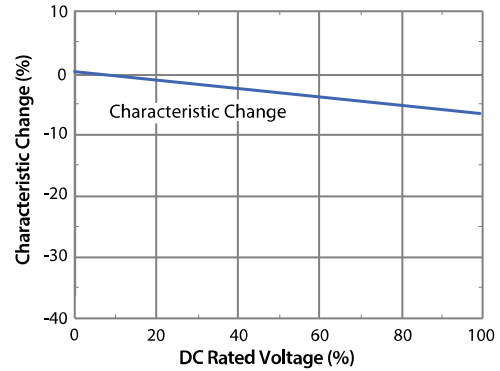
<sup>4</sup>L has a ±1.0mm tolerance.



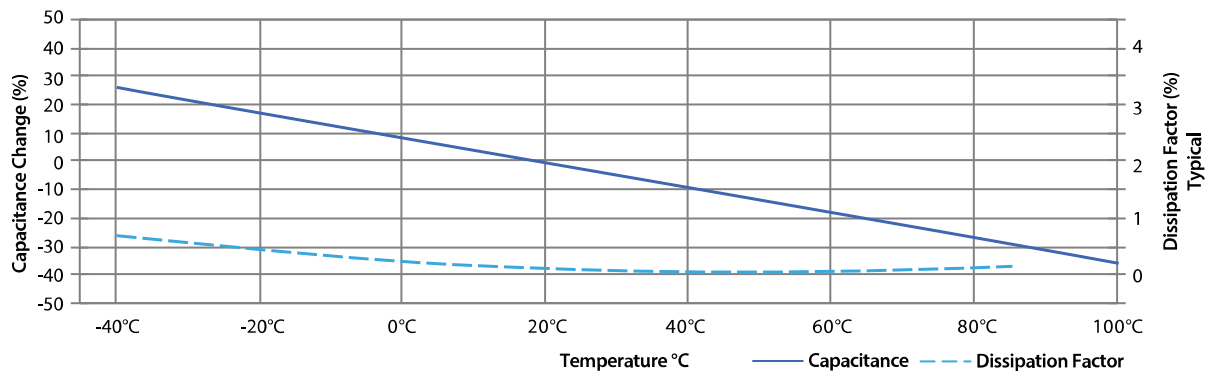
## Drawings



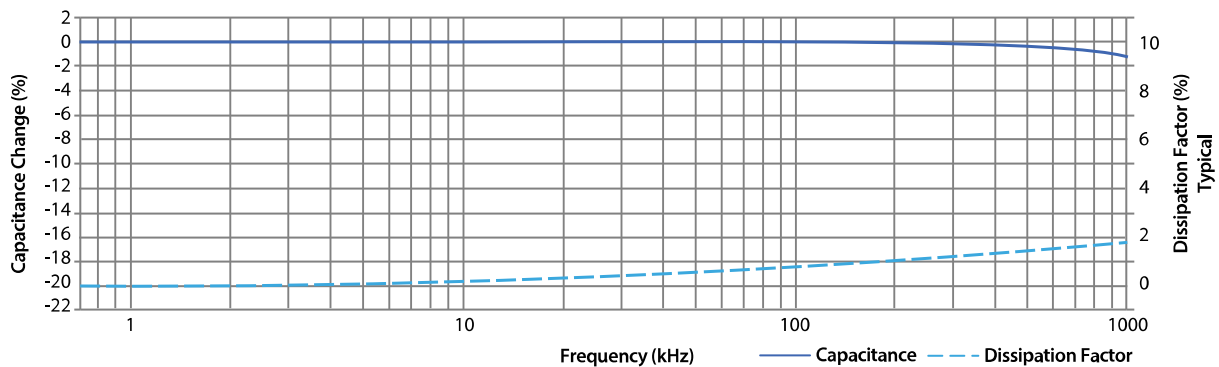
**T3M (N4700) TYPICAL VOLTAGE COEFFICIENT**



**T3M TYPICAL TEMPERATURE CHARACTERISTICS CURVE**

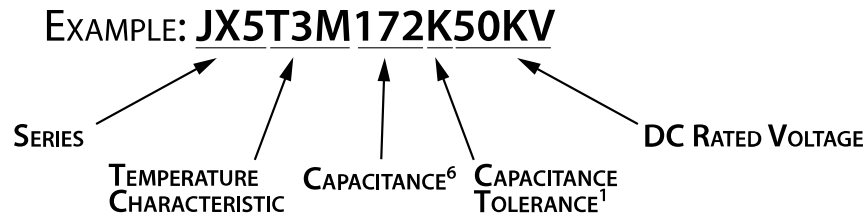


**T3M FREQUENCY CHARACTERISTICS CURVE**





## Part Number Decoder:



### <sup>6</sup>Capacitance decoder:

For capacitance values less than 10pF, digits before the “R” are significant digits, while digits after the “R” are the decimal values after the significant digits. For example, 4R7 = 4.7pF, since the 4 is the significant digit while the 7 is the digit after the decimal.

For capacitance values 100pF and higher, the first and second digits are significant digits, while the third digit expresses the number of zeros to follow the two significant digits. For example, 152 = 1500pF, since the 1 and the 5 are the significant digits with 2 zeros that follow.

## Additional Specifications

Specifications	
Operating Temperature Range	-25 to +100°C
Temperature Coefficient	-25 to +85°C
Dissipation Factor	1.0% Max

Note: Specifications subject to change without notice. Photo is representation only.

