




# TY4 SERIES (Y5P)

3 to 20kV  
High Voltage Ceramic Capacitors



## Features

- Radial Leaded Package
- Y5P Temperature Characteristics

## Specifications

Part Number	C pF	Tolerance ±%	V <sub>RATE</sub> kV DC	V <sub>WITHSTAND</sub> kV	D <sup>1</sup> mm	H <sup>1</sup> mm	T <sup>1</sup> mm	L <sup>2</sup> mm	LS <sup>3</sup> mm	d <sup>4</sup> mm
TY4Y5P101M3KV	100	20	3	6.0	8.5	11.5	5.0	25.0	10.0	0.6
TY4Y5P151M3KV	150	20	3	6.0	8.5	11.5	5.0	25.0	10.0	0.6
TY4Y5P221M3KV	220	20	3	6.0	8.5	11.5	5.0	25.0	10.0	0.6
TY4Y5P331M3KV	330	20	3	6.0	9.0	12.0	5.0	25.0	10.0	0.6
TY4Y5P471M3KV	470	20	3	6.0	9.0	12.0	5.0	25.0	10.0	0.6
TY4Y5P561M3KV	560	20	3	6.0	9.0	12.0	5.0	25.0	10.0	0.6
TY4Y5P681M3KV	680	20	3	6.0	10.0	13.0	5.0	25.0	10.0	0.6
TY4Y5P821M3KV	820	20	3	6.0	10.0	13.0	5.0	25.0	10.0	0.6
TY4Y5P102M3KV	1000	20	3	6.0	11.0	14.0	5.0	25.0	10.0	0.6
TY4Y5P152M3KV	1500	20	3	6.0	13.0	16.0	5.0	25.0	10.0	0.6
TY4Y5P222M3KV	2200	20	3	6.0	15.0	18.0	5.0	25.0	10.0	0.6
TY4Y5P272M3KV	2700	20	3	6.0	17.0	20.0	5.0	25.0	10.0	0.6
TY4Y5P332M3KV	3300	20	3	6.0	18.0	21.0	5.0	25.0	10.0	0.6
TY4Y5P472M3KV	4700	20	3	6.0	20.0	24.0	5.0	25.0	10.0	0.6
TY4Y5P682M3KV	6800	20	3	6.0	24.0	28.0	5.5	25.0	10.0	0.7
TY4Y5P101M4KV	100	20	4	8.0	9.0	12.0	5.5	25.0	10.0	0.6
TY4Y5P151M4KV	150	20	4	8.0	9.0	12.0	5.5	25.0	10.0	0.6
TY4Y5P221M4KV	220	20	4	8.0	9.0	12.0	5.5	25.0	10.0	0.6
TY4Y5P331M4KV	330	20	4	8.0	9.0	12.0	5.5	25.0	10.0	0.6
TY4Y5P471M4KV	470	20	4	8.0	9.0	12.0	5.5	25.0	10.0	0.6
TY4Y5P561M4KV	560	20	4	8.0	10.0	13.0	5.5	25.0	10.0	0.6
TY4Y5P681M4KV	680	20	4	8.0	10.0	13.0	5.5	25.0	10.0	0.6
TY4Y5P821M4KV	820	20	4	8.0	12.0	15.0	5.5	25.0	10.0	0.6
TY4Y5P102M4KV	1000	20	4	8.0	12.0	15.0	5.5	25.0	10.0	0.6
TY4Y5P152M4KV	1500	20	4	8.0	15.0	18.0	5.5	25.0	10.0	0.6
TY4Y5P222M4KV	2200	20	4	8.0	17.0	20.0	5.5	25.0	10.0	0.6
TY4Y5P272M4KV	2700	20	4	8.0	18.0	21.0	5.5	25.0	10.0	0.6
TY4Y5P332M4KV	3300	20	4	8.0	20.0	23.0	5.5	25.0	10.0	0.6
TY4Y5P472M4KV	4700	20	4	8.0	22.0	26.0	6.0	25.0	10.0	0.7
TY4Y5P682M4KV	6800	20	4	8.0	27.0	31.0	6.0	25.0	10.0	0.7
TY4Y5P101M5KV	100	20	5	10.0	9.0	12.0	7.0	25.0	10.0	0.6
TY4Y5P151M5KV	150	20	5	10.0	9.0	12.0	7.0	25.0	10.0	0.6
TY4Y5P221M5KV	220	20	5	10.0	9.0	12.0	7.0	25.0	10.0	0.6
TY4Y5P331M5KV	330	20	5	10.0	9.0	12.0	7.0	25.0	10.0	0.6
TY4Y5P471M5KV	470	20	5	10.0	10.0	13.0	7.0	25.0	10.0	0.6
TY4Y5P561M5KV	560	20	5	10.0	11.0	14.0	7.0	25.0	10.0	0.6
TY4Y5P681M5KV	680	20	5	10.0	12.0	15.0	7.0	25.0	10.0	0.6
TY4Y5P821M5KV	820	20	5	10.0	12.0	15.0	7.0	25.0	10.0	0.6
TY4Y5P102M5KV	1000	20	5	10.0	13.0	16.0	7.0	25.0	10.0	0.6



# TY4 SERIES (Y5P)

Part Number	C pF	Tolerance ±%	V <sub>RATE</sub> kV DC	V <sub>WITHSTAND</sub> kV	D <sup>1</sup> mm	H <sup>1</sup> mm	T <sup>1</sup> mm	L <sup>2</sup> mm	Ls <sup>3</sup> mm	d <sup>4</sup> mm
TY4Y5P152M5KV	1500	20	5	10.0	15.0	18.0	7.0	25.0	10.0	0.6
TY4Y5P222M5KV	2200	20	5	10.0	18.0	21.0	7.0	25.0	10.0	0.6
TY4Y5P272M5KV	2700	20	5	10.0	19.0	22.0	7.0	25.0	10.0	0.6
TY4Y5P332M5KV	3300	20	5	10.0	21.0	24.0	7.5	25.0	10.0	0.7
TY4Y5P472M5KV	4700	20	5	10.0	25.0	29.0	7.5	25.0	10.0	0.7
TY4Y5P101M6KV	100	20	6	12.0	9.0	12.0	7.5	25.0	10.0	0.6
TY4Y5P151M6KV	150	20	6	12.0	9.0	12.0	7.5	25.0	10.0	0.6
TY4Y5P221M6KV	220	20	6	12.0	9.0	12.0	7.5	25.0	10.0	0.6
TY4Y5P331M6KV	330	20	6	12.0	10.0	13.0	7.5	25.0	10.0	0.6
TY4Y5P471M6KV	470	20	6	12.0	11.0	14.0	7.5	25.0	10.0	0.6
TY4Y5P561M6KV	560	20	6	12.0	12.0	15.0	7.5	25.0	10.0	0.6
TY4Y5P681M6KV	680	20	6	12.0	12.0	15.0	7.5	25.0	10.0	0.6
TY4Y5P821M6KV	820	20	6	12.0	13.0	16.0	7.5	25.0	10.0	0.6
TY4Y5P102M6KV	1000	20	6	12.0	14.0	17.0	7.5	25.0	10.0	0.6
TY4Y5P152M6KV	1500	20	6	12.0	17.0	20.0	7.5	25.0	10.0	0.6
TY4Y5P222M6KV	2200	20	6	12.0	19.0	22.0	7.5	25.0	10.0	0.6
TY4Y5P272M6KV	2700	20	6	12.0	21.0	25.0	8.0	25.0	10.0	0.7
TY4Y5P332M6KV	3300	20	6	12.0	23.0	27.0	8.0	25.0	10.0	0.7
TY4Y5P472M6KV	4700	20	6	12.0	27.0	31.0	8.0	25.0	10.0	0.7
TY4Y5P101M8KV	100	20	8	16.0	9.0	12.0	8.0	25.0	10.0	0.6
TY4Y5P151M8KV	150	20	8	16.0	9.0	12.0	8.0	25.0	10.0	0.6
TY4Y5P221M8KV	220	20	8	16.0	9.0	12.0	8.0	25.0	10.0	0.6
TY4Y5P331M8KV	330	20	8	16.0	10.0	13.0	8.0	25.0	10.0	0.6
TY4Y5P471M8KV	470	20	8	16.0	12.0	15.0	8.0	25.0	10.0	0.6
TY4Y5P561M8KV	560	20	8	16.0	13.0	16.0	8.0	25.0	10.0	0.6
TY4Y5P681M8KV	680	20	8	16.0	14.0	17.0	8.0	25.0	10.0	0.6
TY4Y5P821M8KV	820	20	8	16.0	14.0	17.0	8.0	25.0	10.0	0.6
TY4Y5P102M8KV	1000	20	8	16.0	16.0	20.0	8.0	25.0	10.0	0.6
TY4Y5P152M8KV	1500	20	8	16.0	19.0	23.0	8.0	25.0	10.0	0.6
TY4Y5P222M8KV	2200	20	8	16.0	22.0	26.0	8.5	25.0	10.0	0.7
TY4Y5P272M8KV	2700	20	8	16.0	24.0	28.0	8.5	25.0	10.0	0.7
TY4Y5P332M8KV	3300	20	8	16.0	26.0	30.0	8.5	25.0	10.0	0.7
TY4Y5P101M10KV	100	20	10	20.0	9.0	12.0	9.0	25.0	10.0	0.7
TY4Y5P151M10KV	150	20	10	20.0	9.0	12.0	9.0	25.0	10.0	0.7
TY4Y5P221M10KV	220	20	10	20.0	10.0	13.0	9.0	25.0	10.0	0.7
TY4Y5P331M10KV	330	20	10	20.0	12.0	15.0	9.0	25.0	10.0	0.7
TY4Y5P471M10KV	470	20	10	20.0	12.0	15.0	9.0	25.0	10.0	0.7
TY4Y5P561M10KV	560	20	10	20.0	13.0	16.0	9.0	25.0	10.0	0.7
TY4Y5P681M10KV	680	20	10	20.0	14.0	17.0	9.0	25.0	10.0	0.7
TY4Y5P821M10KV	820	20	10	20.0	15.0	18.0	9.0	25.0	10.0	0.7
TY4Y5P102M10KV	1000	20	10	20.0	17.0	21.0	9.0	25.0	10.0	0.7
TY4Y5P152M10KV	1500	20	10	20.0	20.0	24.0	9.0	25.0	10.0	0.7
TY4Y5P222M10KV	2200	20	10	20.0	23.0	27.0	9.0	25.0	10.0	0.7
TY4Y5P272M10KV	2700	20	10	20.0	25.0	29.0	9.0	25.0	10.0	0.7
TY4Y5P332M10KV	3300	20	10	20.0	28.0	32.0	9.0	25.0	10.0	0.7



# TY4 SERIES (Y5P)

Part Number	C pF	Tolerance ±%	V <sub>RATE</sub> kV DC	V <sub>WITHSTAND</sub> kV	D <sup>1</sup> mm	H <sup>1</sup> mm	T <sup>1</sup> mm	L <sup>2</sup> mm	LS <sup>3</sup> mm	d <sup>4</sup> mm
TY4Y5P101M12KV	100	20	12	24.0	9.0	12.0	10.0	25.0	12.5	0.7
TY4Y5P151M12KV	150	20	12	24.0	9.0	12.0	10.0	25.0	12.5	0.7
TY4Y5P221M12KV	220	20	12	24.0	11.0	14.0	10.0	25.0	12.5	0.7
TY4Y5P331M12KV	330	20	12	24.0	12.0	15.0	10.0	25.0	12.5	0.7
TY4Y5P471M12KV	470	20	12	24.0	13.0	16.0	10.0	25.0	12.5	0.7
TY4Y5P561M12KV	560	20	12	24.0	14.0	17.0	10.0	25.0	12.5	0.7
TY4Y5P681M12KV	680	20	12	24.0	15.0	18.0	10.0	25.0	12.5	0.7
TY4Y5P821M12KV	820	20	12	24.0	17.0	20.0	10.0	25.0	12.5	0.7
TY4Y5P102M12KV	1000	20	12	24.0	18.0	22.0	10.0	25.0	12.5	0.7
TY4Y5P152M12KV	1500	20	12	24.0	21.0	25.0	10.0	25.0	12.5	0.7
TY4Y5P222M12KV	2200	20	12	24.0	24.0	28.0	10.0	25.0	12.5	0.7
TY4Y5P272M12KV	2700	20	12	24.0	28.0	32.0	10.0	25.0	12.5	0.7
TY4Y5P332M12KV	3300	20	12	24.0	30.0	34.0	10.0	25.0	12.5	0.7
TY4Y5P101M15KV	100	20	15	30.0	9.0	12.0	11.0	25.0	12.5	0.7
TY4Y5P151M15KV	150	20	15	30.0	10.0	13.0	11.0	25.0	12.5	0.7
TY4Y5P221M15KV	220	20	15	30.0	12.0	15.0	11.0	25.0	12.5	0.7
TY4Y5P331M15KV	330	20	15	30.0	13.0	17.0	11.0	25.0	12.5	0.7
TY4Y5P471M15KV	470	20	15	30.0	15.0	19.0	11.0	25.0	12.5	0.7
TY4Y5P561M15KV	560	20	15	30.0	17.0	21.0	11.0	25.0	12.5	0.7
TY4Y5P681M15KV	680	20	15	30.0	18.0	22.0	11.0	25.0	12.5	0.7
TY4Y5P821M15KV	820	20	15	30.0	19.0	23.0	11.0	25.0	12.5	0.7
TY4Y5P102M15KV	1000	20	15	30.0	20.0	24.0	11.0	25.0	12.5	0.7
TY4Y5P152M15KV	1500	20	15	30.0	25.0	29.0	11.0	25.0	12.5	0.7
TY4Y5P222M15KV	2200	20	15	30.0	30.0	34.0	11.0	25.0	12.5	0.7
TY4Y5P101M20KV	100	20	20	40.0	10.0	14.0	14.0	25.0	12.5	0.8
TY4Y5P151M20KV	150	20	20	40.0	11.0	15.0	14.0	25.0	12.5	0.8
TY4Y5P221M20KV	220	20	20	40.0	12.0	16.0	14.0	25.0	12.5	0.8
TY4Y5P331M20KV	330	20	20	40.0	14.0	18.0	14.0	25.0	12.5	0.8
TY4Y5P471M20KV	470	20	20	40.0	17.0	21.0	14.0	25.0	12.5	0.8
TY4Y5P561M20KV	560	20	20	40.0	18.0	22.0	14.0	25.0	12.5	0.8
TY4Y5P681M20KV	680	20	20	40.0	19.0	23.0	14.0	25.0	12.5	0.8
TY4Y5P821M20KV	820	20	20	40.0	21.0	25.0	14.0	25.0	12.5	0.8
TY4Y5P102M20KV	1000	20	20	40.0	22.0	26.0	14.0	25.0	12.5	0.8
TY4Y5P152M20KV	1500	20	20	40.0	27.0	31.0	14.0	25.0	12.5	0.8

<sup>1</sup>Maximum dimension.

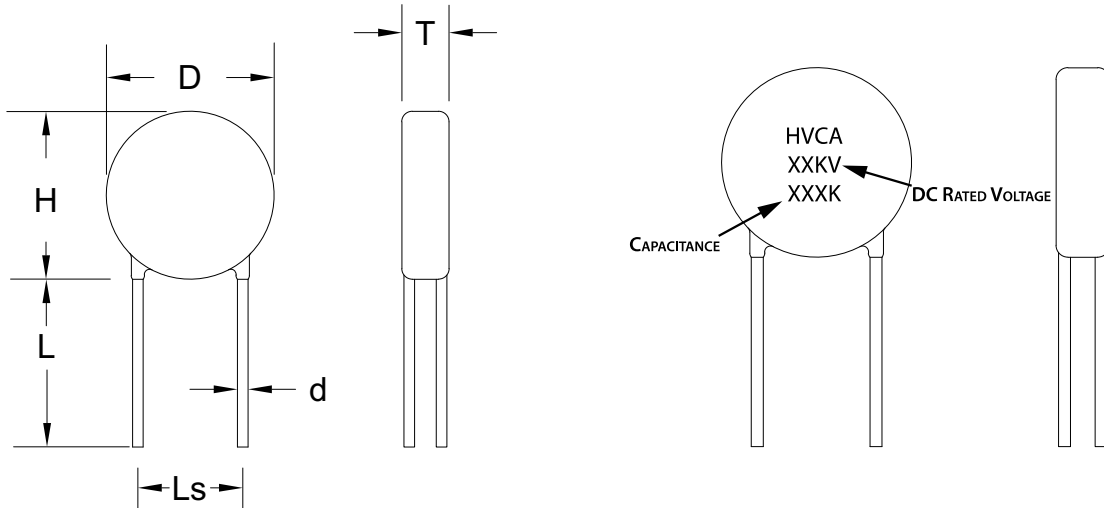
<sup>2</sup>Minimum dimension.

<sup>3</sup>LS has a ±1.5mm tolerance.

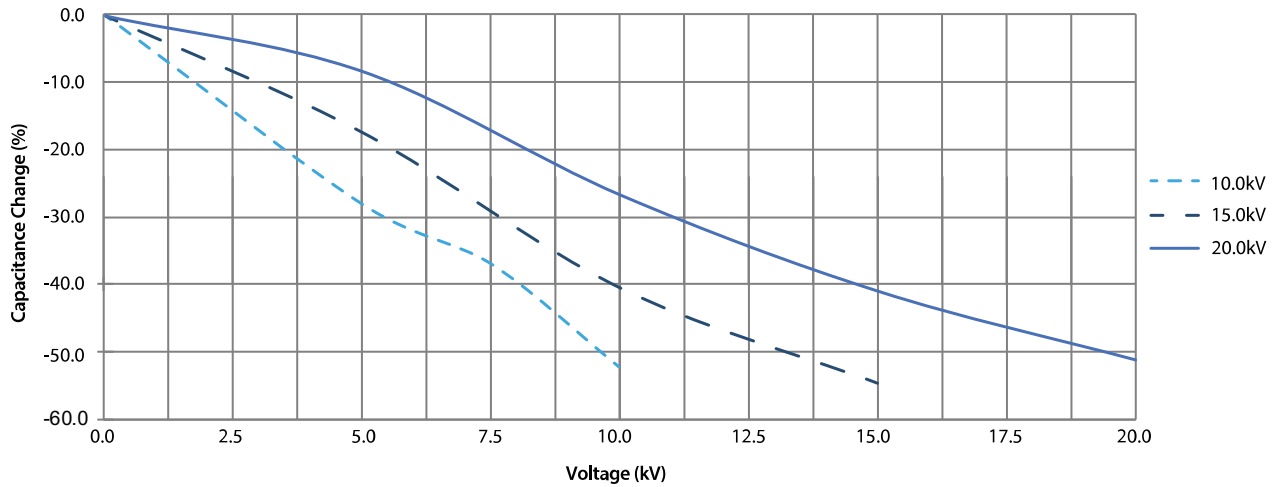
<sup>4</sup>Typical.



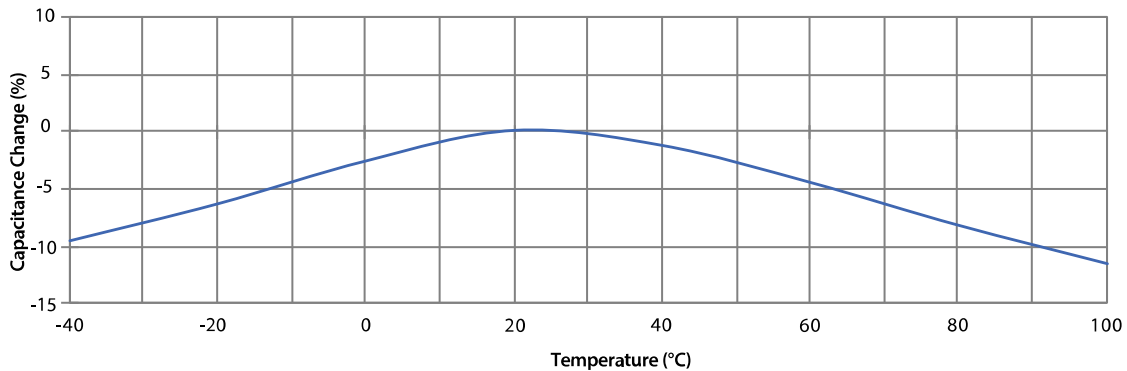
## Drawings



Y5P TYPICAL VOLTAGE CHARACTERISTICS CURVE

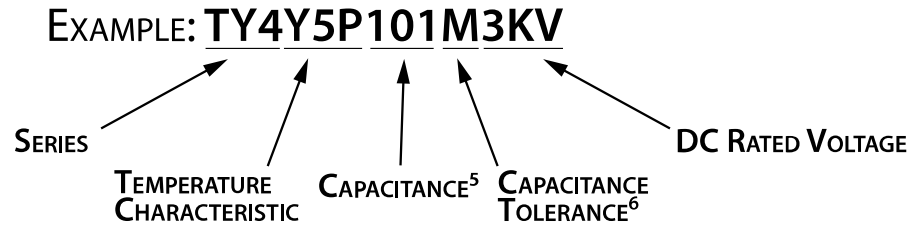


Y5P TYPICAL TEMPERATURE CHARACTERISTICS CURVE





## PART NUMBER DECODER:



<sup>5</sup>Capacitance decoder: 102 = 1000pF, expressed by three figures. The first and second figures are significant digits, and the third figure expresses the number of zeros which follows the two numbers. 0 = x1, 1 = x10, 2 = x100, 3 = x1000

<sup>6</sup>TY4Y5P models are also offered with K and Z capacitance tolerances. Contact the factory for additional information.

## Additional Specifications

Specifications	
Operating Temperature Range	-25 to 100°C
Temperature Coefficient	-25 and +85°C
Dissipation Factor	2.5% Max

Note: Specifications subject to change without notice. Photo is representation only.

