

Series



100 Series **S** Series

VP Series

MCS Series

MC Series











M Series

MOD Series

- Operating voltage from 10 kVDC to 15 kVDC
- Operating current up to 13 A
- 2 - 5 HV contacts
- For cable sizes AWG 26-14

| P/N | Description | Plug | Receptacle | Cable mount | Panel mount | Coupling | Adapter | HV-pins |
|----------|-----------------------|------|------------|-------------|-------------|----------|---------|---------|
| 5002010R | GB-MC207 POM | | • | | • | | | 2 |
| 5002020R | GS-MC207 POM | • | | | • | | | 2 |
| 5002030A | KS-MC207/6,5-8 POM | • | | • | | | | 2 |
| 5002030B | KS-MC207/8-9,5 POM | • | | • | | | | 2 |
| 5002030C | KS-MC207/9,5-11 POM | • | | • | | | | 2 |
| 5002030D | KS-MC207/11-12,5 POM | • | | • | | | | 2 |
| 5002030E | KS-MC207/12,5-14 POM | • | | • | | | | 2 |
| 5002030M | KS-MC207/M20 POM | • | | • | | | • | 2 |
| 5002030N | KS-MC207/M25 POM | • | | • | | | • | 2 |
| 5002040A | KB-MC207/6,5-8 POM | | • | • | | | | 2 |
| 5002040B | KB-MC207/8-9,5 POM | | • | • | | | | 2 |
| 5002040C | KB-MC207/9,5-11 POM | | • | • | | | | 2 |
| 5002040D | KB-MC207/11-12,5 POM | | • | • | | | | 2 |
| 5002040E | KB-MC207/12,5-14 POM | | • | • | | | | 2 |
| 5002040M | KB-MC207/M20 POM | | • | • | | | • | 2 |
| 5002040N | KB-MC207/M25 POM | | • | • | | | • | 2 |
| 5002041A | KBI-MC207/6,5-8 POM | | • | • | | • | | 2 |
| 5002041B | KBI-MC207/8-9,5 POM | | • | • | | • | | 2 |
| 5002041C | KBI-MC207/9,5-11 POM | | • | • | | • | | 2 |
| 5002041D | KBI-MC207/11-12,5 POM | | • | • | | • | | 2 |
| 5002041E | KBI-MC207/12,5-14 POM | | • | • | | • | | 2 |
| 5002041M | KBI-MC207/M20 POM | | • | • | | • | • | 2 |
| 5002041N | KBI-MC207/M25 POM | | • | • | | • | • | 2 |
| 5003010R | GB-MC307 POM | | • | | • | | | 3 |
| 5003020R | GS-MC307 POM | | | | • | | | 3 |
| 5003030A | KS-MC307/6,5-8 POM | • | | • | | | | 3 |
| 5003030B | KS-MC307/8-9,5 POM | • | | • | | | | 3 |
| 5003030C | KS-MC307/9,5-11 POM | • | | • | | | | 3 |
| 5003030D | KS-MC307/11-12,5 POM | • | | • | | | | 3 |
| 5003030E | KS-MC307/12,5-14 POM | • | | • | | | | 3 |
| 5003030M | KS-MC307/M20 POM | • | | • | | | • | 3 |
| 5003030N | KS-MC307/M25 POM | • | | • | | | • | 3 |
| 5003040A | KB-MC307/6,5-8 POM | • | • | • | | | | 3 |
| 5003040B | KB-MC307/8-9,5 POM | | • | • | | | | 3 |
| 5003040C | KB-MC307/9,5-11 POM | | • | • | | | | 3 |
| 5003040D | KB-MC307/11-12,5 POM | | • | • | | | | 3 |
| 5003040E | KB-MC307/12,5-14 POM | | • | • | | | | 3 |
| 5003040M | KB-MC307/M20 POM | | • | • | | | • | 3 |
| 5003040N | KB-MC307/M25 POM | | • | • | | | • | 3 |
| 5003041A | KBI-MC307/6,5-8 POM | | • | • | | • | | 3 |
| 5003041B | KBI-MC307/8-9,5 POM | | • | • | | • | | 3 |
| 5003041C | KBI-MC307/9,5-11 POM | | • | • | | • | | 3 |
| 5003041D | KBI-MC307/11-12,5 POM | | • | • | | • | | 3 |
| 5003041E | KBI-MC307/12,5-14 POM | | • | • | | • | | 3 |
| 5003041M | KBI-MC307/M20 POM | | • | • | | • | • | 3 |
| 5003041N | KBI-MC307/M25 POM | | • | • | | • | • | 3 |
| 5004010R | GB-MC407 POM | | • | | • | | | 4 |
| 5004020R | GS-MC407 POM | • | | | • | | | 4 |
| 5004030A | KS-MC407/6,5-8 POM | • | | • | | | | 4 |
| 5004030B | KS-MC407/8-9,5 POM | • | | • | | | | 4 |
| 5004030C | KS-MC407/9,5-11 POM | • | | • | | | | 4 |
| 5004030D | KS-MC407/11-12,5 POM | • | | • | | | | 4 |
| 5004030E | KS-MC407/12,5-14 POM | • | | • | | | | 4 |
| 5004030M | KS-MC407/M20 POM | • | | • | | | • | 4 |
| 5004030N | KS-MC407/M25 POM | • | | • | | | • | 4 |
| 5004040A | KB-MC407/6,5-8 POM | | • | • | | | | 4 |
| 5004040B | KB-MC407/8-9,5 POM | | • | • | | | | 4 |
| 5004040C | KB-MC407/9,5-11 POM | | • | • | | | | 4 |
| 5004040D | KB-MC407/11-12,5 POM | | • | • | | | | 4 |
| 5004040E | KB-MC407/12,5-14 POM | | • | • | | | | 4 |
| 5004040M | KB-MC407/M20 POM | | • | • | | | • | 4 |
| 5004040N | KB-MC407/M25 POM | | • | • | | | • | 4 |
| 5004042A | KBI-MC407/6,5-8 POM | | • | • | | • | | 4 |
| 5004042B | KBI-MC407/8-9,5 POM | | • | • | | • | | 4 |
| 5004042C | KBI-MC407/9,5-11 POM | | • | • | | • | | 4 |
| 5004042D | KBI-MC407/11-12,5 POM | | • | • | | • | | 4 |
| 5004042E | KBI-MC407/12,5-14 POM | | • | • | | • | | 4 |
| 5004042M | KBI-MC407/M20 POM | | • | • | | • | • | 4 |
| 5004042N | KBI-MC407/M25 POM | | • | • | | • | • | 4 |

| P/N | Description | Plug | Receptacle | Cable mount | Panel mount | Coupling | Adapter | HV-pins |
|----------|------------------------|------|------------|-------------|-------------|----------|---------|---------|
| 5005010R | GB-MC507 POM | | • | | • | | | 5 |
| 5005020R | GS-MC507 POM | • | | | • | | | 5 |
| 5005030A | KS-MC507/6,5-8 POM | • | | • | | | | 5 |
| 5005030B | KS-MC507/8-9,5 POM | • | | • | | | | 5 |
| 5005030C | KS-MC507/9,5-11 POM | • | | • | | | | 5 |
| 5005030D | KS-MC507/11-12,5 POM | • | | • | | | | 5 |
| 5005030E | KS-MC507/12,5-14 POM | • | | • | | | | 5 |
| 5005030M | KS-MC507/M20 POM | • | | • | | | • | 5 |
| 5005030N | KS-MC507/M25 POM | • | | • | | | • | 5 |
| 5005040A | KB-MC507/6,5-8 POM | | • | • | | | | 5 |
| 5005040B | KB-MC507/8-9,5 POM | | • | • | | | | 5 |
| 5005040C | KB-MC507/9,5-11 POM | | • | • | | | | 5 |
| 5005040D | KB-MC507/11-12,5 POM | | • | • | | | | 5 |
| 5005040E | KB-MC507/12,5-14 POM | | • | • | | | | 5 |
| 5005040M | KB-MC507/M20 POM | | • | • | | | • | 5 |
| 5005040N | KB-MC507/M25 POM | | • | • | | | • | 5 |
| 5005042A | KBI-MC507/6,5-8 POM | | • | • | | • | | 5 |
| 5005042B | KBI-MC507/8-9,5 POM | | • | • | | • | | 5 |
| 5005042C | KBI-MC507/9,5-11 POM | | • | • | | • | | 5 |
| 5005042D | KBI-MC507/11-12,5 POM | | • | • | | • | | 5 |
| 5005042E | KBI-MC507/12,5-14 POM | | • | • | | • | | 5 |
| 5005042M | KBI-MC507/M20 POM | | • | • | | • | • | 5 |
| 5005042N | KBI-MC507/M25 POM | | • | • | | • | • | 5 |
| 5005115R | GB-MC520 PTFE | | • | | • | | | 5 |
| 5005125R | GS-MC520 PTFE | • | | | • | | | 5 |
| 5005135A | KS-MC520/6,5-8 PTFE | • | | • | | | | 5 |
| 5005135B | KS-MC520/8-9,5 PTFE | • | | • | | | | 5 |
| 5005135C | KS-MC520/9,5-11 PTFE | • | | • | | | | 5 |
| 5005135D | KS-MC520/11-12,5 PTFE | • | | • | | | | 5 |
| 5005135E | KS-MC520/12,5-14 PTFE | • | | • | | | | 5 |
| 5005135M | KS-MC520/M20 PTFE | • | | • | | | • | 5 |
| 5005135N | KS-MC520/M25 PTFE | • | | • | | | • | 5 |
| 5005145A | KB-MC520/6,5-8 PTFE | | • | • | | | | 5 |
| 5005145B | KB-MC520/8-9,5 PTFE | | • | • | | | | 5 |
| 5005145C | KB-MC520/9,5-11 PTFE | | • | • | | | | 5 |
| 5005145D | KB-MC520/11-12,5 PTFE | | • | • | | | | 5 |
| 5005145E | KB-MC520/12,5-14 PTFE | | • | • | | | | 5 |
| 5005145M | KB-MC520/M20 PTFE | | • | • | | | • | 5 |
| 5005145N | KB-MC520/M25 PTFE | | • | • | | | • | 5 |
| 5005146A | KBI-MC520/6,5-8 PTFE | | • | • | | • | | 5 |
| 5005146B | KBI-MC520/8-9,5 PTFE | | • | • | | • | | 5 |
| 5005146C | KBI-MC520/9,5-11 PTFE | | • | • | | • | | 5 |
| 5005146D | KBI-MC520/11-12,5 PTFE | | • | • | | • | | 5 |
| 5005146E | KBI-MC520/12,5-14 PTFE | | • | • | | • | | 5 |
| 5005146M | KBI-MC520/M20 PTFE | | • | • | | • | • | 5 |
| 5005146N | KBI-MC520/M25 PTFE | | • | • | | • | • | 5 |

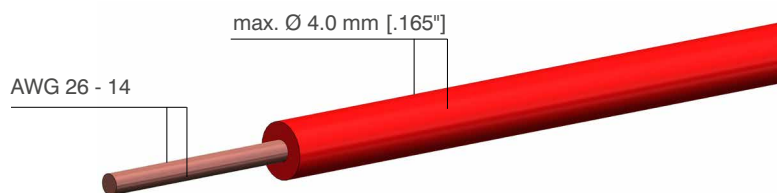
| Steps | Parts | | | | |
|--|--|--|--|--|--|
| <p>1 Choose connector type</p> <p>Example: 2-pole</p> <p>(page 88-97)</p> | <p>receptacle, panel mount</p>  | <p>plug, panel mount</p>  | <p>receptacle, cable mount</p>  | <p>plug, cable mount</p>  | <p>coupling, cable mount</p>  |
| <p>2 Choose contacts</p> <p>(page 98)</p> | <p>female contact</p>  | <p>male contact</p>  | <p>female contact</p>  | <p>male contact</p>  | <p>female contact</p>  |
| <p>3 Choose accessories (optional)</p> <p>(page 99-100)</p> | <p>gaskets coverings</p> | | | | |

| Housing | |
|---------------------------------------|-------------------------------|
| Locking system | threaded coupling |
| Mounting type (panel mount connector) | 4-hole flange |
| Housing material basis / adapter | brass (CuZn) |
| Surface plating | nickel (Ni) |
| Protection class (mated connector) | IP60 (IP63 / IP67 on request) |
| Operating temperature | -30°C to +80°C |

| Contacts 1.6 mm | |
|---------------------------------|---|
| Termination method | solder / crimp |
| Rated current | 13 A |
| Contact resistance | ≤ 5 mΩ |
| Contact diameter | 1.6 mm [.063"] |
| Wire size (AWG / cross section) | AWG 26 - 14 (0.14 mm ² - 2.5 mm ²) |
| Contact material | brass (CuZn) |
| Contact plating | silver (Ag) / gold (Au) |
| Mating cycles | ≥ 1,000 |

| Insulation inserts | |
|--------------------------------------|-------------------|
| Number of contacts | 2, 3, 4, 5 |
| Insulation material | PTFE / POM |
| CTI value | 600 |
| Flammability class PTFE | UL94 V-0 |
| Flammability class POM | UL94 HB |
| Operating temperature PTFE | -50°C to +200°C |
| Operating temperature POM | -30°C to +120°C |
| Insulating material group PTFE / POM | I (DIN IEC 60664) |

Suitable cable dimensions (single wire)


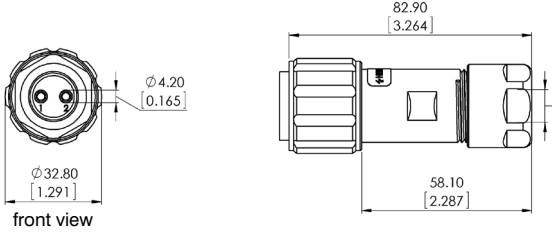



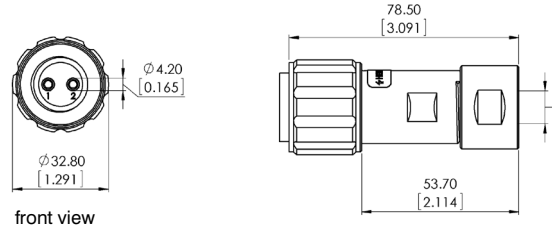
Plug, cable mount / Receptacle, panel mount / Receptacle, coupling, cable mount


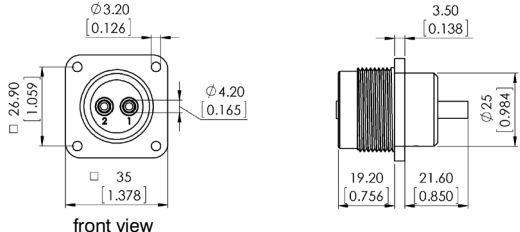
| Electrical values | |
|------------------------|-------|
| Operating voltage (DC) | 10 kV |
| Test voltage (DC) | 15 kV |
| Rated current | 13 A |


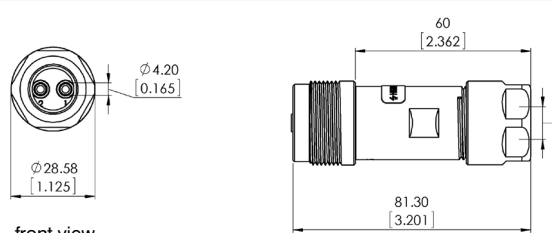
| Characteristics | |
|---------------------|-----|
| Number of pins | 2 |
| Insulation material | POM |


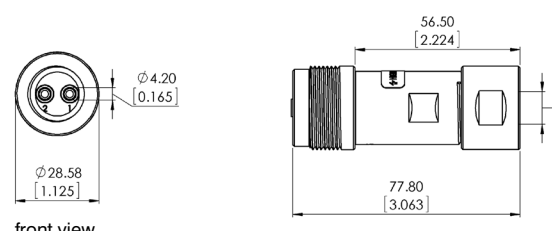
| Type / Version / Part number | Picture / Drawing |
|------------------------------|-------------------|
|------------------------------|-------------------|

| KS-MC207 Plug, cable mount with integrated cable gland <table border="1" style="font-size: 0.8em; width: 100%;"> <thead> <tr> <th>Part no.</th> <th>Clamping range</th> </tr> </thead> <tbody> <tr> <td>5002030A</td> <td>6.5 - 8 mm [.256" - .315"]</td> </tr> <tr> <td>5002030B</td> <td>8 - 9.5 mm [.315" - .374"]</td> </tr> <tr> <td>5002030C</td> <td>9.5 - 11 mm [.374" - .433"]</td> </tr> <tr> <td>5002030D</td> <td>11 - 12.5 mm [.433" - .492"]</td> </tr> <tr> <td>5002030E</td> <td>12.5 - 14 mm [.492" - .551"]</td> </tr> </tbody> </table> | Part no. | Clamping range | 5002030A | 6.5 - 8 mm [.256" - .315"] | 5002030B | 8 - 9.5 mm [.315" - .374"] | 5002030C | 9.5 - 11 mm [.374" - .433"] | 5002030D | 11 - 12.5 mm [.433" - .492"] | 5002030E | 12.5 - 14 mm [.492" - .551"] |   front view |
|---|------------------------------|----------------|----------|----------------------------|----------|----------------------------|----------|-----------------------------|----------|------------------------------|----------|------------------------------|---|
| Part no. | Clamping range | | | | | | | | | | | | |
| 5002030A | 6.5 - 8 mm [.256" - .315"] | | | | | | | | | | | | |
| 5002030B | 8 - 9.5 mm [.315" - .374"] | | | | | | | | | | | | |
| 5002030C | 9.5 - 11 mm [.374" - .433"] | | | | | | | | | | | | |
| 5002030D | 11 - 12.5 mm [.433" - .492"] | | | | | | | | | | | | |
| 5002030E | 12.5 - 14 mm [.492" - .551"] | | | | | | | | | | | | |


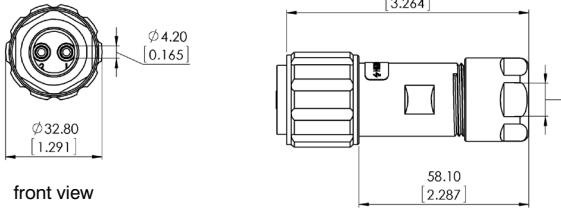

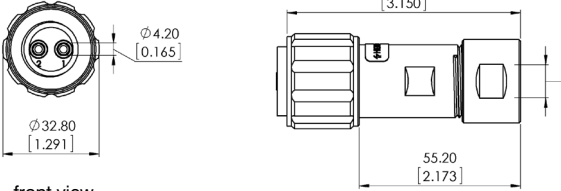

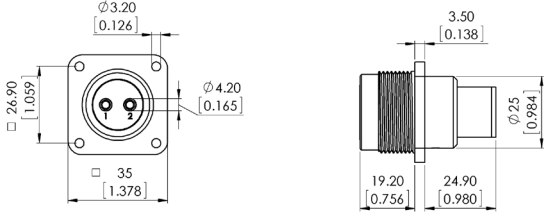
| KS-MC207 Plug, cable mount with adapter M20/M25 for external cable gland <table border="1" style="font-size: 0.8em; width: 100%;"> <thead> <tr> <th>Part no.</th> <th>Connecting thread</th> </tr> </thead> <tbody> <tr> <td>5002030M</td> <td>M20 x 1.5</td> </tr> <tr> <td>5002030N</td> <td>M25 x 1.5</td> </tr> </tbody> </table> | Part no. | Connecting thread | 5002030M | M20 x 1.5 | 5002030N | M25 x 1.5 |   front view |
|--|-------------------|-------------------|----------|-----------|----------|-----------|---|
| Part no. | Connecting thread | | | | | | |
| 5002030M | M20 x 1.5 | | | | | | |
| 5002030N | M25 x 1.5 | | | | | | |

| | |
|---|---|
| GB-MC207 Receptacle, panel mount Part no. 5002010R |   front view |
|---|---|

| KBI-MC207 Receptacle, coupling, cable mount with integrated cable gland <table border="1" style="font-size: 0.8em; width: 100%;"> <thead> <tr> <th>Part no.</th> <th>Clamping range</th> </tr> </thead> <tbody> <tr> <td>5002041A</td> <td>6.5 - 8 mm [.256" - .315"]</td> </tr> <tr> <td>5002041B</td> <td>8 - 9.5 mm [.315" - .374"]</td> </tr> <tr> <td>5002041C</td> <td>9.5 - 11 mm [.374" - .433"]</td> </tr> <tr> <td>5002041D</td> <td>11 - 12.5 mm [.433" - .492"]</td> </tr> <tr> <td>5002041E</td> <td>12.5 - 14 mm [.492" - .551"]</td> </tr> </tbody> </table> | Part no. | Clamping range | 5002041A | 6.5 - 8 mm [.256" - .315"] | 5002041B | 8 - 9.5 mm [.315" - .374"] | 5002041C | 9.5 - 11 mm [.374" - .433"] | 5002041D | 11 - 12.5 mm [.433" - .492"] | 5002041E | 12.5 - 14 mm [.492" - .551"] |   front view |
|--|------------------------------|----------------|----------|----------------------------|----------|----------------------------|----------|-----------------------------|----------|------------------------------|----------|------------------------------|---|
| Part no. | Clamping range | | | | | | | | | | | | |
| 5002041A | 6.5 - 8 mm [.256" - .315"] | | | | | | | | | | | | |
| 5002041B | 8 - 9.5 mm [.315" - .374"] | | | | | | | | | | | | |
| 5002041C | 9.5 - 11 mm [.374" - .433"] | | | | | | | | | | | | |
| 5002041D | 11 - 12.5 mm [.433" - .492"] | | | | | | | | | | | | |
| 5002041E | 12.5 - 14 mm [.492" - .551"] | | | | | | | | | | | | |

| KBI-MC207 Receptacle, coupling, cable mount with adapter M20/M25 for external cable gland <table border="1" style="font-size: 0.8em; width: 100%;"> <thead> <tr> <th>Part no.</th> <th>Connecting thread</th> </tr> </thead> <tbody> <tr> <td>5002041M</td> <td>M20 x 1.5</td> </tr> <tr> <td>5002041N</td> <td>M25 x 1.5</td> </tr> </tbody> </table> | Part no. | Connecting thread | 5002041M | M20 x 1.5 | 5002041N | M25 x 1.5 |   front view |
|---|-------------------|-------------------|----------|-----------|----------|-----------|---|
| Part no. | Connecting thread | | | | | | |
| 5002041M | M20 x 1.5 | | | | | | |
| 5002041N | M25 x 1.5 | | | | | | |

Contacts, cable glands and accessories on pages 96-98
Mounting instructions on pages 99-110
drawing - dimensions in mm [inch]

| Type / Version / Part number | Picture / Drawing | | | | | | | | | | | | | |
|--|---|--|----------|----------------------------|----------|----------------------------|--|---|----------|------------------------------|----------|------------------------------|---|---|
| <p>KB-MC207</p> <p>Receptacle, cable mount with integrated cable gland</p> <table border="1"> <thead> <tr> <th>Part no.</th> <th>Clamping range</th> </tr> </thead> <tbody> <tr> <td>5002040A</td> <td>6.5 - 8 mm [.256" - .315"]</td> </tr> <tr> <td>5002040B</td> <td>8 - 9.5 mm [.315" - .374"]</td> </tr> <tr> <td>5002040C</td> <td>9.5 - 11 mm [.374" - .433"]</td> </tr> <tr> <td>5002040D</td> <td>11 - 12.5 mm [.433" - .492"]</td> </tr> <tr> <td>5002040E</td> <td>12.5 - 14 mm [.492" - .551"]</td> </tr> </tbody> </table> | Part no. | Clamping range | 5002040A | 6.5 - 8 mm [.256" - .315"] | 5002040B | 8 - 9.5 mm [.315" - .374"] | 5002040C | 9.5 - 11 mm [.374" - .433"] | 5002040D | 11 - 12.5 mm [.433" - .492"] | 5002040E | 12.5 - 14 mm [.492" - .551"] |  |  <p>front view</p> |
| Part no. | Clamping range | | | | | | | | | | | | | |
| 5002040A | 6.5 - 8 mm [.256" - .315"] | | | | | | | | | | | | | |
| 5002040B | 8 - 9.5 mm [.315" - .374"] | | | | | | | | | | | | | |
| 5002040C | 9.5 - 11 mm [.374" - .433"] | | | | | | | | | | | | | |
| 5002040D | 11 - 12.5 mm [.433" - .492"] | | | | | | | | | | | | | |
| 5002040E | 12.5 - 14 mm [.492" - .551"] | | | | | | | | | | | | | |
| <p>KB-MC207</p> <p>Receptacle, cable mount with adapter M20/M25 for external cable gland</p> <table border="1"> <thead> <tr> <th>Part no.</th> <th>Connecting thread</th> </tr> </thead> <tbody> <tr> <td>5002040M</td> <td>M20 x 1.5</td> </tr> <tr> <td>5002040N</td> <td>M25 x 1.5</td> </tr> </tbody> </table> | Part no. | Connecting thread | 5002040M | M20 x 1.5 | 5002040N | M25 x 1.5 |  |  <p>front view</p> | | | | | | |
| Part no. | Connecting thread | | | | | | | | | | | | | |
| 5002040M | M20 x 1.5 | | | | | | | | | | | | | |
| 5002040N | M25 x 1.5 | | | | | | | | | | | | | |
| <p>GS-MC207</p> <p>Plug, panel mount</p> <p>Part no. 5002020R</p> |  |  <p>front view</p> | | | | | | | | | | | | |

→ Contacts, cable glands and accessories on pages 96-98
 Mounting instructions on pages 99-110


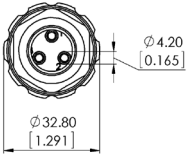
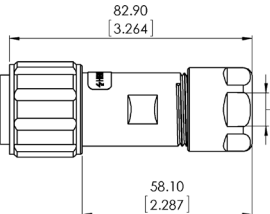
drawing - dimensions in mm [inch]


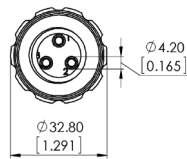
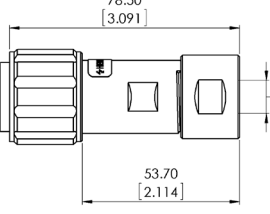
Plug, cable mount / Receptacle, panel mount / Receptacle, coupling, cable mount


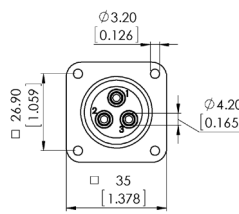
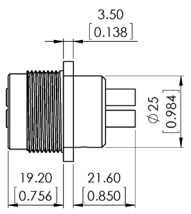
| Electrical values | |
|------------------------|-------|
| Operating voltage (DC) | 10 kV |
| Test voltage (DC) | 15 kV |
| Rated current | 13 A |


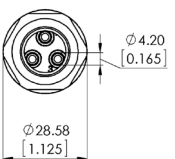
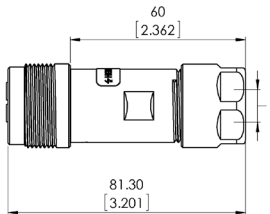
| Characteristics | |
|---------------------|-----|
| Number of pins | 3 |
| Insulation material | POM |


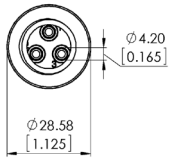
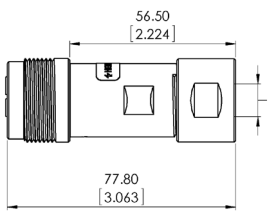
| Type / Version / Part number | Picture / Drawing |
|------------------------------|-------------------|
|------------------------------|-------------------|

| KS-MC307 Plug, cable mount with integrated cable gland <table border="1" style="font-size: 0.8em; width: 100%;"> <thead> <tr> <th>Part no.</th> <th>Clamping range</th> </tr> </thead> <tbody> <tr> <td>5003030A</td> <td>6.5 - 8 mm [.256" - .315"]</td> </tr> <tr> <td>5003030B</td> <td>8 - 9.5 mm [.315" - .374"]</td> </tr> <tr> <td>5003030C</td> <td>9.5 - 11 mm [.374" - .433"]</td> </tr> <tr> <td>5003030D</td> <td>11 - 12.5 mm [.433" - .492"]</td> </tr> <tr> <td>5003030E</td> <td>12.5 - 14 mm [.492" - .551"]</td> </tr> </tbody> </table> | Part no. | Clamping range | 5003030A | 6.5 - 8 mm [.256" - .315"] | 5003030B | 8 - 9.5 mm [.315" - .374"] | 5003030C | 9.5 - 11 mm [.374" - .433"] | 5003030D | 11 - 12.5 mm [.433" - .492"] | 5003030E | 12.5 - 14 mm [.492" - .551"] |   front view  |
|---|------------------------------|----------------|----------|----------------------------|----------|----------------------------|----------|-----------------------------|----------|------------------------------|----------|------------------------------|---|
| Part no. | Clamping range | | | | | | | | | | | | |
| 5003030A | 6.5 - 8 mm [.256" - .315"] | | | | | | | | | | | | |
| 5003030B | 8 - 9.5 mm [.315" - .374"] | | | | | | | | | | | | |
| 5003030C | 9.5 - 11 mm [.374" - .433"] | | | | | | | | | | | | |
| 5003030D | 11 - 12.5 mm [.433" - .492"] | | | | | | | | | | | | |
| 5003030E | 12.5 - 14 mm [.492" - .551"] | | | | | | | | | | | | |

| KS-MC307 Plug, cable mount with adapter M20/M25 for external cable gland <table border="1" style="font-size: 0.8em; width: 100%;"> <thead> <tr> <th>Part no.</th> <th>Connecting thread</th> </tr> </thead> <tbody> <tr> <td>5003030M</td> <td>M20 x 1.5</td> </tr> <tr> <td>5003030N</td> <td>M25 x 1.5</td> </tr> </tbody> </table> | Part no. | Connecting thread | 5003030M | M20 x 1.5 | 5003030N | M25 x 1.5 |   front view  |
|--|-------------------|-------------------|----------|-----------|----------|-----------|--|
| Part no. | Connecting thread | | | | | | |
| 5003030M | M20 x 1.5 | | | | | | |
| 5003030N | M25 x 1.5 | | | | | | |


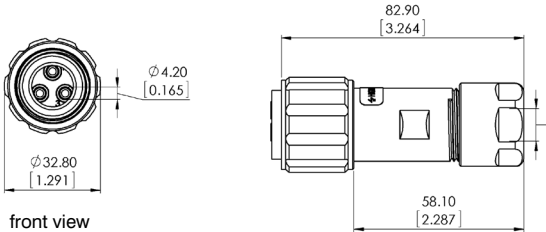

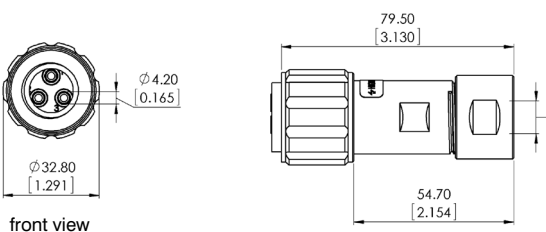

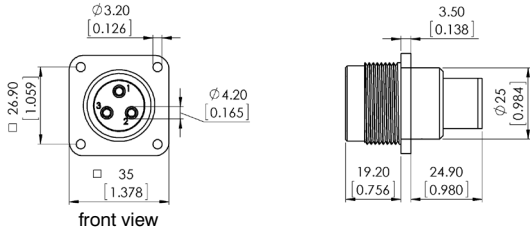
| | |
|---|---|
| GB-MC307 Receptacle, panel mount Part no. 5003010R |   front view  |
|---|---|

| KBI-MC307 Receptacle, coupling, cable mount with integrated cable gland <table border="1" style="font-size: 0.8em; width: 100%;"> <thead> <tr> <th>Part no.</th> <th>Clamping range</th> </tr> </thead> <tbody> <tr> <td>5003041A</td> <td>6.5 - 8 mm [.256" - .315"]</td> </tr> <tr> <td>5003041B</td> <td>8 - 9.5 mm [.315" - .374"]</td> </tr> <tr> <td>5003041C</td> <td>9.5 - 11 mm [.374" - .433"]</td> </tr> <tr> <td>5003041D</td> <td>11 - 12.5 mm [.433" - .492"]</td> </tr> <tr> <td>5003041E</td> <td>12.5 - 14 mm [.492" - .551"]</td> </tr> </tbody> </table> | Part no. | Clamping range | 5003041A | 6.5 - 8 mm [.256" - .315"] | 5003041B | 8 - 9.5 mm [.315" - .374"] | 5003041C | 9.5 - 11 mm [.374" - .433"] | 5003041D | 11 - 12.5 mm [.433" - .492"] | 5003041E | 12.5 - 14 mm [.492" - .551"] |   front view  |
|--|------------------------------|----------------|----------|----------------------------|----------|----------------------------|----------|-----------------------------|----------|------------------------------|----------|------------------------------|---|
| Part no. | Clamping range | | | | | | | | | | | | |
| 5003041A | 6.5 - 8 mm [.256" - .315"] | | | | | | | | | | | | |
| 5003041B | 8 - 9.5 mm [.315" - .374"] | | | | | | | | | | | | |
| 5003041C | 9.5 - 11 mm [.374" - .433"] | | | | | | | | | | | | |
| 5003041D | 11 - 12.5 mm [.433" - .492"] | | | | | | | | | | | | |
| 5003041E | 12.5 - 14 mm [.492" - .551"] | | | | | | | | | | | | |

| KBI-MC307 Receptacle, coupling, cable mount with adapter M20/M25 for external cable gland <table border="1" style="font-size: 0.8em; width: 100%;"> <thead> <tr> <th>Part no.</th> <th>Connecting thread</th> </tr> </thead> <tbody> <tr> <td>5003041M</td> <td>M20 x 1.5</td> </tr> <tr> <td>5003041N</td> <td>M25 x 1.5</td> </tr> </tbody> </table> | Part no. | Connecting thread | 5003041M | M20 x 1.5 | 5003041N | M25 x 1.5 |   front view  |
|---|-------------------|-------------------|----------|-----------|----------|-----------|---|
| Part no. | Connecting thread | | | | | | |
| 5003041M | M20 x 1.5 | | | | | | |
| 5003041N | M25 x 1.5 | | | | | | |

➔ *Contacts, cable glands and accessories on pages 96-98*
Mounting instructions on pages 99-110

drawing - dimensions in mm [inch]

| Type / Version / Part number | Picture / Drawing | | | | | | | | | | | | | |
|--|---|--|----------|----------------------------|----------|----------------------------|--|---|----------|------------------------------|----------|------------------------------|---|--|
| <p>KB-MC307</p> <p>Receptacle, cable mount with integrated cable gland</p> <table border="1"> <thead> <tr> <th>Part no.</th> <th>Clamping range</th> </tr> </thead> <tbody> <tr> <td>5003040A</td> <td>6.5 - 8 mm [.256" - .315"]</td> </tr> <tr> <td>5003040B</td> <td>8 - 9.5 mm [.315" - .374"]</td> </tr> <tr> <td>5003040C</td> <td>9.5 - 11 mm [.374" - .433"]</td> </tr> <tr> <td>5003040D</td> <td>11 - 12.5 mm [.433" - .492"]</td> </tr> <tr> <td>5003040E</td> <td>12.5 - 14 mm [.492" - .551"]</td> </tr> </tbody> </table> | Part no. | Clamping range | 5003040A | 6.5 - 8 mm [.256" - .315"] | 5003040B | 8 - 9.5 mm [.315" - .374"] | 5003040C | 9.5 - 11 mm [.374" - .433"] | 5003040D | 11 - 12.5 mm [.433" - .492"] | 5003040E | 12.5 - 14 mm [.492" - .551"] |  |  <p>front view</p> |
| Part no. | Clamping range | | | | | | | | | | | | | |
| 5003040A | 6.5 - 8 mm [.256" - .315"] | | | | | | | | | | | | | |
| 5003040B | 8 - 9.5 mm [.315" - .374"] | | | | | | | | | | | | | |
| 5003040C | 9.5 - 11 mm [.374" - .433"] | | | | | | | | | | | | | |
| 5003040D | 11 - 12.5 mm [.433" - .492"] | | | | | | | | | | | | | |
| 5003040E | 12.5 - 14 mm [.492" - .551"] | | | | | | | | | | | | | |
| <p>KB-MC307</p> <p>Receptacle, cable mount with adapter M20/M25 for external cable gland</p> <table border="1"> <thead> <tr> <th>Part no.</th> <th>Connecting thread</th> </tr> </thead> <tbody> <tr> <td>5003040M</td> <td>M20 x 1.5</td> </tr> <tr> <td>5003040N</td> <td>M25 x 1.5</td> </tr> </tbody> </table> | Part no. | Connecting thread | 5003040M | M20 x 1.5 | 5003040N | M25 x 1.5 |  |  <p>front view</p> | | | | | | |
| Part no. | Connecting thread | | | | | | | | | | | | | |
| 5003040M | M20 x 1.5 | | | | | | | | | | | | | |
| 5003040N | M25 x 1.5 | | | | | | | | | | | | | |
| <p>GS-MC307</p> <p>Plug, panel mount</p> <p>Part no. 5003020R</p> |  |  <p>front view</p> | | | | | | | | | | | | |


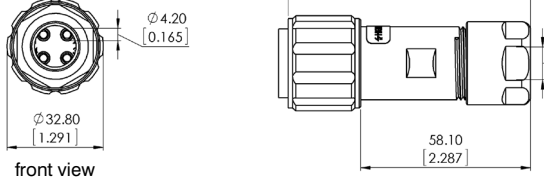
→ Contacts, cable glands and accessories on pages 96-98
 Mounting instructions on pages 99-110


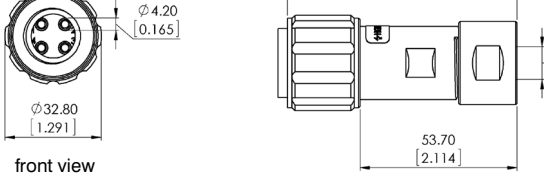
drawing - dimensions in mm [inch]


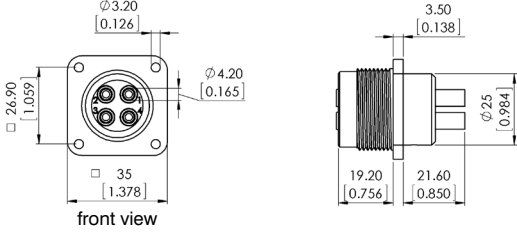
Plug, cable mount / Receptacle, panel mount / Receptacle, coupling, cable mount


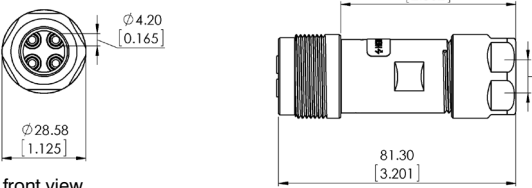
| Electrical values | | Characteristics | |
|------------------------|-------|---------------------|-----|
| Operating voltage (DC) | 10 kV | Number of pins | 4 |
| Test voltage (DC) | 15 kV | Insulation material | POM |
| Rated current | 13 A | | |


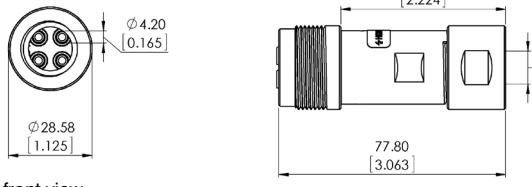
| Type / Version / Part number | Picture / Drawing |
|------------------------------|-------------------|
|------------------------------|-------------------|

| KS-MC407 Plug, cable mount with integrated cable gland <table border="1" style="font-size: 8px; width: 100%;"> <thead> <tr> <th>Part no.</th> <th>Clamping range</th> </tr> </thead> <tbody> <tr> <td>5004030A</td> <td>6.5 - 8 mm [.256" - .315"]</td> </tr> <tr> <td>5004030B</td> <td>8 - 9.5 mm [.315" - .374"]</td> </tr> <tr> <td>5004030C</td> <td>9.5 - 11 mm [.374" - .433"]</td> </tr> <tr> <td>5004030D</td> <td>11 - 12.5 mm [.433" - .492"]</td> </tr> <tr> <td>5004030E</td> <td>12.5 - 14 mm [.492" - .551"]</td> </tr> </tbody> </table> | Part no. | Clamping range | 5004030A | 6.5 - 8 mm [.256" - .315"] | 5004030B | 8 - 9.5 mm [.315" - .374"] | 5004030C | 9.5 - 11 mm [.374" - .433"] | 5004030D | 11 - 12.5 mm [.433" - .492"] | 5004030E | 12.5 - 14 mm [.492" - .551"] |   front view |
|---|------------------------------|----------------|----------|----------------------------|----------|----------------------------|----------|-----------------------------|----------|------------------------------|----------|------------------------------|---|
| Part no. | Clamping range | | | | | | | | | | | | |
| 5004030A | 6.5 - 8 mm [.256" - .315"] | | | | | | | | | | | | |
| 5004030B | 8 - 9.5 mm [.315" - .374"] | | | | | | | | | | | | |
| 5004030C | 9.5 - 11 mm [.374" - .433"] | | | | | | | | | | | | |
| 5004030D | 11 - 12.5 mm [.433" - .492"] | | | | | | | | | | | | |
| 5004030E | 12.5 - 14 mm [.492" - .551"] | | | | | | | | | | | | |


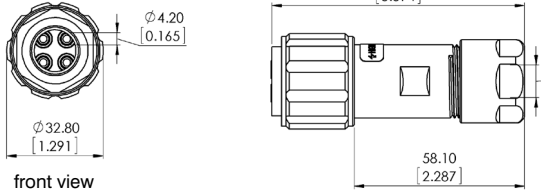

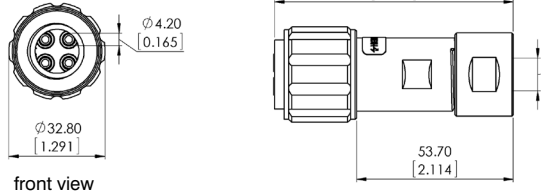

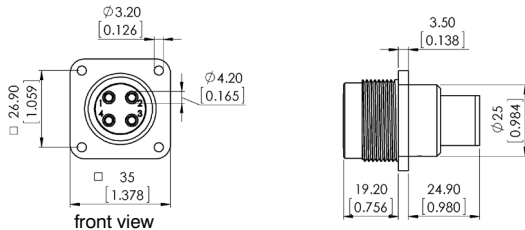
| KS-MC407 Plug, cable mount with adapter M20/M25 for external cable gland <table border="1" style="font-size: 8px; width: 100%;"> <thead> <tr> <th>Part no.</th> <th>Connecting thread</th> </tr> </thead> <tbody> <tr> <td>5004030M</td> <td>M20 x 1.5</td> </tr> <tr> <td>5004030N</td> <td>M25 x 1.5</td> </tr> </tbody> </table> | Part no. | Connecting thread | 5004030M | M20 x 1.5 | 5004030N | M25 x 1.5 |   front view |
|--|-------------------|-------------------|----------|-----------|----------|-----------|---|
| Part no. | Connecting thread | | | | | | |
| 5004030M | M20 x 1.5 | | | | | | |
| 5004030N | M25 x 1.5 | | | | | | |

| | |
|---|---|
| GB-MC407 Receptacle, panel mount Part no. 5004010R |   front view |
|---|---|

| KBI-MC407 Receptacle, coupling, cable mount with integrated cable gland <table border="1" style="font-size: 8px; width: 100%;"> <thead> <tr> <th>Part no.</th> <th>Clamping range</th> </tr> </thead> <tbody> <tr> <td>5004041A</td> <td>6.5 - 8 mm [.256" - .315"]</td> </tr> <tr> <td>5004041B</td> <td>8 - 9.5 mm [.315" - .374"]</td> </tr> <tr> <td>5004041C</td> <td>9.5 - 11 mm [.374" - .433"]</td> </tr> <tr> <td>5004041D</td> <td>11 - 12.5 mm [.433" - .492"]</td> </tr> <tr> <td>5004041E</td> <td>12.5 - 14 mm [.492" - .551"]</td> </tr> </tbody> </table> | Part no. | Clamping range | 5004041A | 6.5 - 8 mm [.256" - .315"] | 5004041B | 8 - 9.5 mm [.315" - .374"] | 5004041C | 9.5 - 11 mm [.374" - .433"] | 5004041D | 11 - 12.5 mm [.433" - .492"] | 5004041E | 12.5 - 14 mm [.492" - .551"] |   front view |
|--|------------------------------|----------------|----------|----------------------------|----------|----------------------------|----------|-----------------------------|----------|------------------------------|----------|------------------------------|---|
| Part no. | Clamping range | | | | | | | | | | | | |
| 5004041A | 6.5 - 8 mm [.256" - .315"] | | | | | | | | | | | | |
| 5004041B | 8 - 9.5 mm [.315" - .374"] | | | | | | | | | | | | |
| 5004041C | 9.5 - 11 mm [.374" - .433"] | | | | | | | | | | | | |
| 5004041D | 11 - 12.5 mm [.433" - .492"] | | | | | | | | | | | | |
| 5004041E | 12.5 - 14 mm [.492" - .551"] | | | | | | | | | | | | |

| KBI-MC407 Receptacle, coupling, cable mount with adapter M20/M25 for external cable gland <table border="1" style="font-size: 8px; width: 100%;"> <thead> <tr> <th>Part no.</th> <th>Connecting thread</th> </tr> </thead> <tbody> <tr> <td>5004041M</td> <td>M20 x 1.5</td> </tr> <tr> <td>5004041N</td> <td>M25 x 1.5</td> </tr> </tbody> </table> | Part no. | Connecting thread | 5004041M | M20 x 1.5 | 5004041N | M25 x 1.5 |   front view |
|---|-------------------|-------------------|----------|-----------|----------|-----------|---|
| Part no. | Connecting thread | | | | | | |
| 5004041M | M20 x 1.5 | | | | | | |
| 5004041N | M25 x 1.5 | | | | | | |

Contacts, cable glands and accessories on pages 96-98
Mounting instructions on pages 99-110
drawing - dimensions in mm [inch]

| Type / Version / Part number | Picture / Drawing | | | | | | | | | | | | | |
|--|---|---|----------|----------------------------|----------|----------------------------|--|--|----------|------------------------------|----------|------------------------------|---|---|
| <p>KB-MC407</p> <p>Receptacle, cable mount with integrated cable gland</p> <table border="1"> <tr> <th>Part no.</th> <th>Clamping range</th> </tr> <tr> <td>5004040A</td> <td>6.5 - 8 mm [.256" - .315"]</td> </tr> <tr> <td>5004040B</td> <td>8 - 9.5 mm [.315" - .374"]</td> </tr> <tr> <td>5004040C</td> <td>9.5 - 11 mm [.374" - .433"]</td> </tr> <tr> <td>5004040D</td> <td>11 - 12.5 mm [.433" - .492"]</td> </tr> <tr> <td>5004040E</td> <td>12.5 - 14 mm [.492" - .551"]</td> </tr> </table> | Part no. | Clamping range | 5004040A | 6.5 - 8 mm [.256" - .315"] | 5004040B | 8 - 9.5 mm [.315" - .374"] | 5004040C | 9.5 - 11 mm [.374" - .433"] | 5004040D | 11 - 12.5 mm [.433" - .492"] | 5004040E | 12.5 - 14 mm [.492" - .551"] |  |  <p>front view</p> |
| Part no. | Clamping range | | | | | | | | | | | | | |
| 5004040A | 6.5 - 8 mm [.256" - .315"] | | | | | | | | | | | | | |
| 5004040B | 8 - 9.5 mm [.315" - .374"] | | | | | | | | | | | | | |
| 5004040C | 9.5 - 11 mm [.374" - .433"] | | | | | | | | | | | | | |
| 5004040D | 11 - 12.5 mm [.433" - .492"] | | | | | | | | | | | | | |
| 5004040E | 12.5 - 14 mm [.492" - .551"] | | | | | | | | | | | | | |
| <p>KB-MC407</p> <p>Receptacle, cable mount with adapter M20/M25 for external cable gland</p> <table border="1"> <tr> <th>Part no.</th> <th>Connecting thread</th> </tr> <tr> <td>5004040M</td> <td>M20 x 1.5</td> </tr> <tr> <td>5004040N</td> <td>M25 x 1.5</td> </tr> </table> | Part no. | Connecting thread | 5004040M | M20 x 1.5 | 5004040N | M25 x 1.5 |  |  <p>front view</p> | | | | | | |
| Part no. | Connecting thread | | | | | | | | | | | | | |
| 5004040M | M20 x 1.5 | | | | | | | | | | | | | |
| 5004040N | M25 x 1.5 | | | | | | | | | | | | | |
| <p>GS-MC407</p> <p>Plug, panel mount</p> <p>Part no. 5004020R</p> |  |  <p>front view</p> | | | | | | | | | | | | |

→ Contacts, cable glands and accessories on pages 96-98
 Mounting instructions on pages 99-110


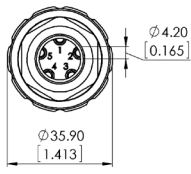
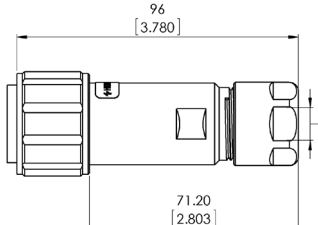
drawing - dimensions in mm [inch]


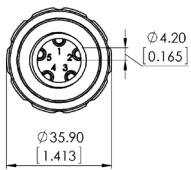
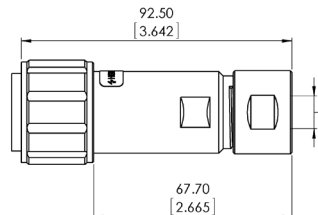
Plug, cable mount / Receptacle, panel mount / Receptacle, coupling, cable mount


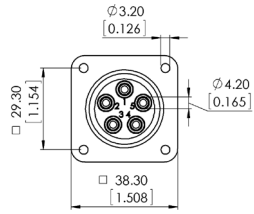
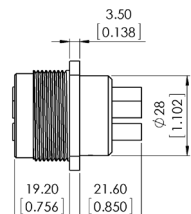
| Electrical values | |
|------------------------|-------|
| Operating voltage (DC) | 10 kV |
| Test voltage (DC) | 15 kV |
| Rated current | 13 A |


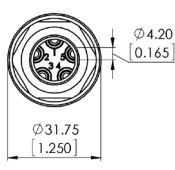
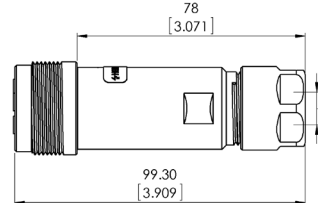
| Characteristics | |
|---------------------|-----|
| Number of pins | 5 |
| Insulation material | POM |


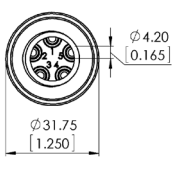
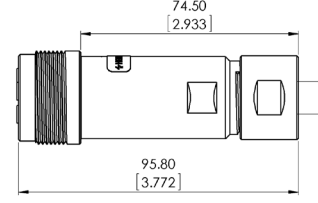
| Type / Version / Part number | Picture / Drawing |
|------------------------------|-------------------|
|------------------------------|-------------------|

| KS-MC507 Plug, cable mount with integrated cable gland <table border="1" style="font-size: 8px; width: 100%;"> <thead> <tr> <th>Part no.</th> <th>Clamping range</th> </tr> </thead> <tbody> <tr> <td>5005030A</td> <td>6.5 - 8 mm [.256" - .315"]</td> </tr> <tr> <td>5005030B</td> <td>8 - 9.5 mm [.315" - .374"]</td> </tr> <tr> <td>5005030C</td> <td>9.5 - 11 mm [.374" - .433"]</td> </tr> <tr> <td>5005030D</td> <td>11 - 12.5 mm [.433" - .492"]</td> </tr> <tr> <td>5005030E</td> <td>12.5 - 14 mm [.492" - .551"]</td> </tr> </tbody> </table> | Part no. | Clamping range | 5005030A | 6.5 - 8 mm [.256" - .315"] | 5005030B | 8 - 9.5 mm [.315" - .374"] | 5005030C | 9.5 - 11 mm [.374" - .433"] | 5005030D | 11 - 12.5 mm [.433" - .492"] | 5005030E | 12.5 - 14 mm [.492" - .551"] |   front view |  |
|---|------------------------------|----------------|----------|----------------------------|----------|----------------------------|----------|-----------------------------|----------|------------------------------|----------|------------------------------|--|---|
| Part no. | Clamping range | | | | | | | | | | | | | |
| 5005030A | 6.5 - 8 mm [.256" - .315"] | | | | | | | | | | | | | |
| 5005030B | 8 - 9.5 mm [.315" - .374"] | | | | | | | | | | | | | |
| 5005030C | 9.5 - 11 mm [.374" - .433"] | | | | | | | | | | | | | |
| 5005030D | 11 - 12.5 mm [.433" - .492"] | | | | | | | | | | | | | |
| 5005030E | 12.5 - 14 mm [.492" - .551"] | | | | | | | | | | | | | |


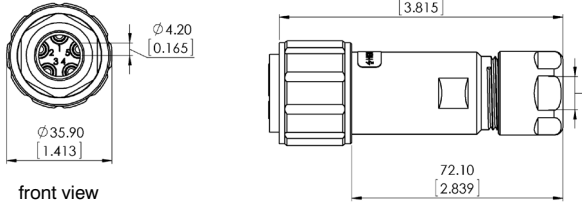

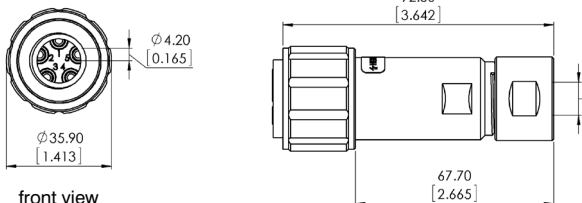

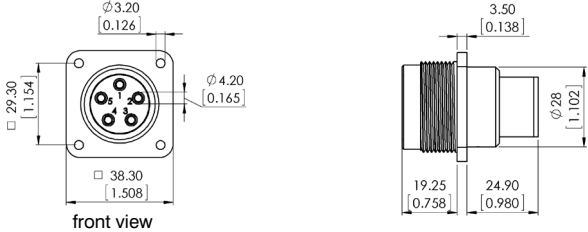
| KS-MC507 Plug, cable mount with adapter M20/M25 for external cable gland <table border="1" style="font-size: 8px; width: 100%;"> <thead> <tr> <th>Part no.</th> <th>Connecting thread</th> </tr> </thead> <tbody> <tr> <td>5005030M</td> <td>M20 x 1.5</td> </tr> <tr> <td>5005030N</td> <td>M25 x 1.5</td> </tr> </tbody> </table> | Part no. | Connecting thread | 5005030M | M20 x 1.5 | 5005030N | M25 x 1.5 |   front view |  |
|--|-------------------|-------------------|----------|-----------|----------|-----------|--|--|
| Part no. | Connecting thread | | | | | | | |
| 5005030M | M20 x 1.5 | | | | | | | |
| 5005030N | M25 x 1.5 | | | | | | | |

| | | |
|---|--|---|
| GB-MC507 Receptacle, panel mount Part no. 5005010R |   front view |  |
|---|--|---|

| KBI-MC507 Receptacle, coupling, cable mount with integrated cable gland <table border="1" style="font-size: 8px; width: 100%;"> <thead> <tr> <th>Part no.</th> <th>Clamping range</th> </tr> </thead> <tbody> <tr> <td>5005041A</td> <td>6.5 - 8 mm [.256" - .315"]</td> </tr> <tr> <td>5005041B</td> <td>8 - 9.5 mm [.315" - .374"]</td> </tr> <tr> <td>5005041C</td> <td>9.5 - 11 mm [.374" - .433"]</td> </tr> <tr> <td>5005041D</td> <td>11 - 12.5 mm [.433" - .492"]</td> </tr> <tr> <td>5005041E</td> <td>12.5 - 14 mm [.492" - .551"]</td> </tr> </tbody> </table> | Part no. | Clamping range | 5005041A | 6.5 - 8 mm [.256" - .315"] | 5005041B | 8 - 9.5 mm [.315" - .374"] | 5005041C | 9.5 - 11 mm [.374" - .433"] | 5005041D | 11 - 12.5 mm [.433" - .492"] | 5005041E | 12.5 - 14 mm [.492" - .551"] |   front view |  |
|--|------------------------------|----------------|----------|----------------------------|----------|----------------------------|----------|-----------------------------|----------|------------------------------|----------|------------------------------|--|---|
| Part no. | Clamping range | | | | | | | | | | | | | |
| 5005041A | 6.5 - 8 mm [.256" - .315"] | | | | | | | | | | | | | |
| 5005041B | 8 - 9.5 mm [.315" - .374"] | | | | | | | | | | | | | |
| 5005041C | 9.5 - 11 mm [.374" - .433"] | | | | | | | | | | | | | |
| 5005041D | 11 - 12.5 mm [.433" - .492"] | | | | | | | | | | | | | |
| 5005041E | 12.5 - 14 mm [.492" - .551"] | | | | | | | | | | | | | |

| KBI-MC507 Receptacle, coupling, cable mount with adapter M20/M25 for external cable gland <table border="1" style="font-size: 8px; width: 100%;"> <thead> <tr> <th>Part no.</th> <th>Connecting thread</th> </tr> </thead> <tbody> <tr> <td>5005041M</td> <td>M20 x 1.5</td> </tr> <tr> <td>5005041N</td> <td>M25 x 1.5</td> </tr> </tbody> </table> | Part no. | Connecting thread | 5005041M | M20 x 1.5 | 5005041N | M25 x 1.5 |   front view |  |
|---|-------------------|-------------------|----------|-----------|----------|-----------|--|---|
| Part no. | Connecting thread | | | | | | | |
| 5005041M | M20 x 1.5 | | | | | | | |
| 5005041N | M25 x 1.5 | | | | | | | |

Contacts, cable glands and accessories on pages 96-98
Mounting instructions on pages 99-110
drawing - dimensions in mm [inch]

| Type / Version / Part number | Picture / Drawing | | | | | | | | | | | | | |
|--|---|--|----------|----------------------------|----------|----------------------------|--|---|----------|------------------------------|----------|------------------------------|---|--|
| <p>KB-MC507</p> <p>Receptacle, cable mount with integrated cable gland</p> <table border="1"> <thead> <tr> <th>Part no.</th> <th>Clamping range</th> </tr> </thead> <tbody> <tr> <td>5005040A</td> <td>6.5 - 8 mm [.256" - .315"]</td> </tr> <tr> <td>5005040B</td> <td>8 - 9.5 mm [.315" - .374"]</td> </tr> <tr> <td>5005040C</td> <td>9.5 - 11 mm [.374" - .433"]</td> </tr> <tr> <td>5005040D</td> <td>11 - 12.5 mm [.433" - .492"]</td> </tr> <tr> <td>5005040E</td> <td>12.5 - 14 mm [.492" - .551"]</td> </tr> </tbody> </table> | Part no. | Clamping range | 5005040A | 6.5 - 8 mm [.256" - .315"] | 5005040B | 8 - 9.5 mm [.315" - .374"] | 5005040C | 9.5 - 11 mm [.374" - .433"] | 5005040D | 11 - 12.5 mm [.433" - .492"] | 5005040E | 12.5 - 14 mm [.492" - .551"] |  |  <p>front view</p> |
| Part no. | Clamping range | | | | | | | | | | | | | |
| 5005040A | 6.5 - 8 mm [.256" - .315"] | | | | | | | | | | | | | |
| 5005040B | 8 - 9.5 mm [.315" - .374"] | | | | | | | | | | | | | |
| 5005040C | 9.5 - 11 mm [.374" - .433"] | | | | | | | | | | | | | |
| 5005040D | 11 - 12.5 mm [.433" - .492"] | | | | | | | | | | | | | |
| 5005040E | 12.5 - 14 mm [.492" - .551"] | | | | | | | | | | | | | |
| <p>KB-MC507</p> <p>Receptacle, cable mount with adapter M20/M25 for external cable gland</p> <table border="1"> <thead> <tr> <th>Part no.</th> <th>Connecting thread</th> </tr> </thead> <tbody> <tr> <td>5005040M</td> <td>M20 x 1.5</td> </tr> <tr> <td>5005040N</td> <td>M25 x 1.5</td> </tr> </tbody> </table> | Part no. | Connecting thread | 5005040M | M20 x 1.5 | 5005040N | M25 x 1.5 |  |  <p>front view</p> | | | | | | |
| Part no. | Connecting thread | | | | | | | | | | | | | |
| 5005040M | M20 x 1.5 | | | | | | | | | | | | | |
| 5005040N | M25 x 1.5 | | | | | | | | | | | | | |
| <p>GS-MC507</p> <p>Plug, panel mount</p> <p>Part no. 5005020R</p> |  |  <p>front view</p> | | | | | | | | | | | | |


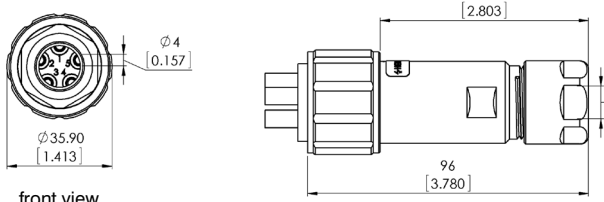
→ *Contacts, cable glands and accessories on pages 96-98*
Mounting instructions on pages 99-110


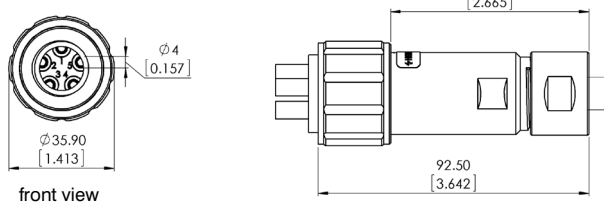
drawing - dimensions in mm [inch]


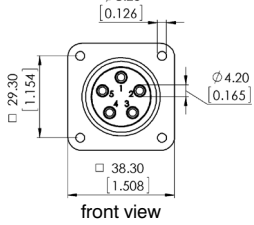
Plug, cable mount / Receptacle, panel mount / Receptacle, coupling, cable mount


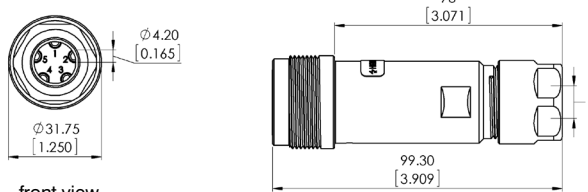
| Electrical values | | Characteristics | |
|------------------------|-------|---------------------|------|
| Operating voltage (DC) | 15 kV | Number of pins | 5 |
| Test voltage (DC) | 23 kV | Insulation material | PTFE |
| Rated current | 13 A | | |


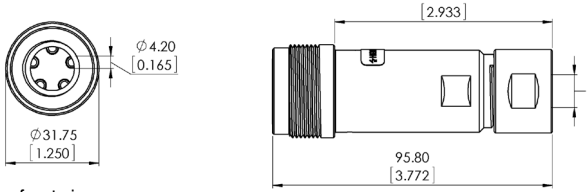
| Type / Version / Part number | Picture / Drawing |
|------------------------------|-------------------|
|------------------------------|-------------------|

| KS-MC520 Plug, cable mount with integrated cable gland <table border="1" style="font-size: 8px; width: 100%;"> <thead> <tr> <th>Part no.</th> <th>Clamping range</th> </tr> </thead> <tbody> <tr> <td>5005135A</td> <td>6.5 - 8 mm [.256" - .315"]</td> </tr> <tr> <td>5005135B</td> <td>8 - 9.5 mm [.315" - .374"]</td> </tr> <tr> <td>5005135C</td> <td>9.5 - 11 mm [.374" - .433"]</td> </tr> <tr> <td>5005135D</td> <td>11 - 12.5 mm [.433" - .492"]</td> </tr> <tr> <td>5005135E</td> <td>12.5 - 14 mm [.492" - .551"]</td> </tr> </tbody> </table> | Part no. | Clamping range | 5005135A | 6.5 - 8 mm [.256" - .315"] | 5005135B | 8 - 9.5 mm [.315" - .374"] | 5005135C | 9.5 - 11 mm [.374" - .433"] | 5005135D | 11 - 12.5 mm [.433" - .492"] | 5005135E | 12.5 - 14 mm [.492" - .551"] |   front view |
|---|------------------------------|----------------|----------|----------------------------|----------|----------------------------|----------|-----------------------------|----------|------------------------------|----------|------------------------------|---|
| Part no. | Clamping range | | | | | | | | | | | | |
| 5005135A | 6.5 - 8 mm [.256" - .315"] | | | | | | | | | | | | |
| 5005135B | 8 - 9.5 mm [.315" - .374"] | | | | | | | | | | | | |
| 5005135C | 9.5 - 11 mm [.374" - .433"] | | | | | | | | | | | | |
| 5005135D | 11 - 12.5 mm [.433" - .492"] | | | | | | | | | | | | |
| 5005135E | 12.5 - 14 mm [.492" - .551"] | | | | | | | | | | | | |


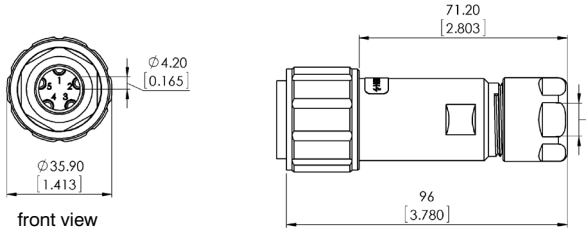

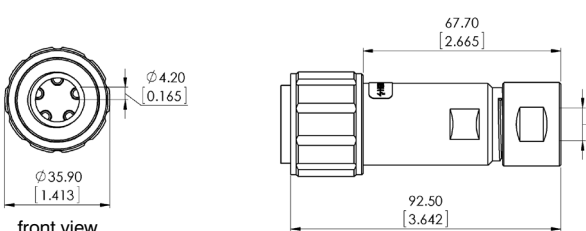

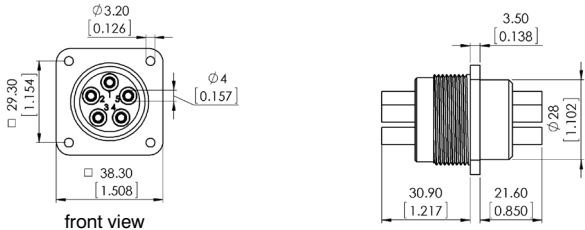
| KS-MC520 Plug, cable mount with adapter M20/M25 for external cable gland <table border="1" style="font-size: 8px; width: 100%;"> <thead> <tr> <th>Part no.</th> <th>Connecting thread</th> </tr> </thead> <tbody> <tr> <td>5005135M</td> <td>M20 x 1.5</td> </tr> <tr> <td>5005135N</td> <td>M25 x 1.5</td> </tr> </tbody> </table> | Part no. | Connecting thread | 5005135M | M20 x 1.5 | 5005135N | M25 x 1.5 |   front view |
|--|-------------------|-------------------|----------|-----------|----------|-----------|---|
| Part no. | Connecting thread | | | | | | |
| 5005135M | M20 x 1.5 | | | | | | |
| 5005135N | M25 x 1.5 | | | | | | |

| | |
|---|--|
| GB-MC520 Receptacle, panel mount Part no. 5005115R |   front view |
|---|--|

| KBI-MC520 Receptacle, coupling, cable mount with integrated cable gland <table border="1" style="font-size: 8px; width: 100%;"> <thead> <tr> <th>Part no.</th> <th>Clamping range</th> </tr> </thead> <tbody> <tr> <td>5005141A</td> <td>6.5 - 8 mm [.256" - .315"]</td> </tr> <tr> <td>5005141B</td> <td>8 - 9.5 mm [.315" - .374"]</td> </tr> <tr> <td>5005141C</td> <td>9.5 - 11 mm [.374" - .433"]</td> </tr> <tr> <td>5005141D</td> <td>11 - 12.5 mm [.433" - .492"]</td> </tr> <tr> <td>5005141E</td> <td>12.5 - 14 mm [.492" - .551"]</td> </tr> </tbody> </table> | Part no. | Clamping range | 5005141A | 6.5 - 8 mm [.256" - .315"] | 5005141B | 8 - 9.5 mm [.315" - .374"] | 5005141C | 9.5 - 11 mm [.374" - .433"] | 5005141D | 11 - 12.5 mm [.433" - .492"] | 5005141E | 12.5 - 14 mm [.492" - .551"] |   front view |
|--|------------------------------|----------------|----------|----------------------------|----------|----------------------------|----------|-----------------------------|----------|------------------------------|----------|------------------------------|---|
| Part no. | Clamping range | | | | | | | | | | | | |
| 5005141A | 6.5 - 8 mm [.256" - .315"] | | | | | | | | | | | | |
| 5005141B | 8 - 9.5 mm [.315" - .374"] | | | | | | | | | | | | |
| 5005141C | 9.5 - 11 mm [.374" - .433"] | | | | | | | | | | | | |
| 5005141D | 11 - 12.5 mm [.433" - .492"] | | | | | | | | | | | | |
| 5005141E | 12.5 - 14 mm [.492" - .551"] | | | | | | | | | | | | |

| KBI-MC520 Receptacle, coupling, cable mount with adapter M20/M25 for external cable gland <table border="1" style="font-size: 8px; width: 100%;"> <thead> <tr> <th>Part no.</th> <th>Connecting thread</th> </tr> </thead> <tbody> <tr> <td>5005141M</td> <td>M20 x 1.5</td> </tr> <tr> <td>5005141N</td> <td>M25 x 1.5</td> </tr> </tbody> </table> | Part no. | Connecting thread | 5005141M | M20 x 1.5 | 5005141N | M25 x 1.5 |   front view |
|---|-------------------|-------------------|----------|-----------|----------|-----------|---|
| Part no. | Connecting thread | | | | | | |
| 5005141M | M20 x 1.5 | | | | | | |
| 5005141N | M25 x 1.5 | | | | | | |

Contacts, cable glands and accessories on pages 96-98
 Mounting instructions on pages 99-110
 drawing - dimensions in mm [inch]

| Type / Version / Part number | Picture / Drawing | | | | | | | | | | | | | |
|--|---|--|----------|----------------------------|----------|----------------------------|--|---|----------|------------------------------|----------|------------------------------|---|--|
| <p>KB-MC520</p> <p>Receptacle, cable mount with integrated cable gland</p> <table border="1"> <tr> <th>Part no.</th> <th>Clamping range</th> </tr> <tr> <td>5005145A</td> <td>6.5 - 8 mm [.256" - .315"]</td> </tr> <tr> <td>5005145B</td> <td>8 - 9.5 mm [.315" - .374"]</td> </tr> <tr> <td>5005145C</td> <td>9.5 - 11 mm [.374" - .433"]</td> </tr> <tr> <td>5005145D</td> <td>11 - 12.5 mm [.433" - .492"]</td> </tr> <tr> <td>5005145E</td> <td>12.5 - 14 mm [.492" - .551"]</td> </tr> </table> | Part no. | Clamping range | 5005145A | 6.5 - 8 mm [.256" - .315"] | 5005145B | 8 - 9.5 mm [.315" - .374"] | 5005145C | 9.5 - 11 mm [.374" - .433"] | 5005145D | 11 - 12.5 mm [.433" - .492"] | 5005145E | 12.5 - 14 mm [.492" - .551"] |  |  <p>front view</p> |
| Part no. | Clamping range | | | | | | | | | | | | | |
| 5005145A | 6.5 - 8 mm [.256" - .315"] | | | | | | | | | | | | | |
| 5005145B | 8 - 9.5 mm [.315" - .374"] | | | | | | | | | | | | | |
| 5005145C | 9.5 - 11 mm [.374" - .433"] | | | | | | | | | | | | | |
| 5005145D | 11 - 12.5 mm [.433" - .492"] | | | | | | | | | | | | | |
| 5005145E | 12.5 - 14 mm [.492" - .551"] | | | | | | | | | | | | | |
| <p>KB-MC520</p> <p>Receptacle, cable mount with adapter M20/M25 for external cable gland</p> <table border="1"> <tr> <th>Part no.</th> <th>Connecting thread</th> </tr> <tr> <td>5005145M</td> <td>M20 x 1.5</td> </tr> <tr> <td>5005145N</td> <td>M25 x 1.5</td> </tr> </table> | Part no. | Connecting thread | 5005145M | M20 x 1.5 | 5005145N | M25 x 1.5 |  |  <p>front view</p> | | | | | | |
| Part no. | Connecting thread | | | | | | | | | | | | | |
| 5005145M | M20 x 1.5 | | | | | | | | | | | | | |
| 5005145N | M25 x 1.5 | | | | | | | | | | | | | |
| <p>GS-MC520</p> <p>Plug, panel mount</p> <p>Part no. 5005125R</p> |  |  <p>front view</p> | | | | | | | | | | | | |

→ *Contacts, cable glands and accessories on pages 96-98*
Mounting instructions on pages 99-110

drawing - dimensions in mm [inch]

Male contacts 1.6 mm

| Part no. | Description | Cross section in mm ² (D) | AWG | Silver plated | Gold plated | Drawing |
|----------|--------------------------------------|--------------------------------------|---------|---------------|-------------|---------|
| 6575085 | male contact 1.6 mm / AWG 26 - 22 | 0.14 - 0.37 | 26 - 22 | • | | |
| 6575086 | male contact 1.6 mm / AWG 20 | 0.5 | 20 | • | | |
| 6575088 | male contact 1.6 mm / AWG 20 - 16 | 0.75 - 1.0 | 20 - 16 | • | | |
| 6575090 | male contact 1.6 mm / AWG 16 - 15 | 1.5 | 16 - 15 | • | | |
| 6575083 | male contact 1.6 mm / AWG 14 | 2.5 | 14 | • | | |
| 6575118 | male contact AU 1.6 mm / AWG 26 - 22 | 0.14 - 0.37 | 26 - 22 | | • | |
| 6575121 | male contact AU 1.6 mm / AWG 20 | 0.5 | 20 | | • | |
| 6575116 | male contact AU 1.6 mm / AWG 20 - 16 | 0.75 - 1.0 | 20 - 16 | | • | |
| 6575124 | male contact AU 1.6 mm / AWG 16 - 15 | 1.5 | 16 - 15 | | • | |
| 6575125 | male contact AU 1.6 mm / AWG 14 | 2.5 | 14 | | • | |

drawing - dimensions in mm [inch]

Male contact 1.6 mm interlock for safety interlock circle

| Part no. | Description | Cross section in mm ² (D) | AWG | Silver plated | Gold plated | Drawing |
|----------|--|--------------------------------------|-----|---------------|-------------|---------|
| 6575079 | male contact interlock 1.6 mm / AWG 14 <i>Short version for safety interlock circle</i> | 2.5 | 14 | • | | |

drawing - dimensions in mm [inch]

Female contacts 1.6 mm

| Part no. | Description | Cross section in mm ² (D) | AWG | Silver plated | Gold plated | Drawing |
|----------|--|--------------------------------------|---------|---------------|-------------|---------|
| 6575095 | female contact 1.6 mm / AWG 26 - 22 | 0.14 - 0.37 | 26 - 22 | • | | |
| 6575107 | female contact 1.6 mm / AWG 20 | 0.5 | 20 | • | | |
| 6575098 | female contact 1.6 mm / AWG 20 - 16 | 0.75 - 1.0 | 20 - 16 | • | | |
| 6575100 | female contact 1.6 mm / AWG 16 - 15 | 1.5 | 16 - 15 | • | | |
| 6575084 | female contact 1.6 mm / AWG 14 | 2.5 | 14 | • | | |
| 6575127 | female contact AU 1.6 mm / AWG 26 - 22 | 0.14 - 0.37 | 26 - 22 | | • | |
| 6575131 | female contact AU 1.6 mm / AWG 20 | 0.5 | 20 | | • | |
| 6575117 | female contact AU 1.6 mm / AWG 20 - 16 | 0.75 - 1.0 | 20 - 16 | | • | |
| 6575132 | female contact AU 1.6 mm / AWG 16 - 15 | 1.5 | 16 - 15 | | • | |
| 6575133 | female contact AU 1.6 mm / AWG 14 | 2.5 | 14 | | • | |

drawing - dimensions in mm [inch]

For adapter versions: Screwed cable glands M20 / M25

| Part no. | Description | Clamping range in mm (D) | Drawing |
|----------|---|--------------------------|---------|
| 1674058 | screwed cable gland M20x1.5, 5-10 mm | 5 - 10 | |
| 1674110 | screwed cable gland M20x1.5, 10-14 mm | 10 - 14 | |
| 1674111 | screwed cable gland M20x1.5, 7-12 mm | 7 - 12 | |
| 1674082 | screwed cable gland M32 x 1.5, 13-20 mm | 13-20 | |
| 1674078 | screwed cable gland M32 x 1.5, 18-25 mm | 18-25 | |

drawing - dimensions in mm [inch]

Gaskets

| Part no. | Description | Drawing |
|----------|---|---------|
| 6572081 | Flat gasket for types GS/GB 207 - 407 (Size 18) | |
| 6572054 | Flat gasket for types GS/GB 507/520 (Size 20) | |

drawing - dimensions in mm [inch]

Coverings with thread

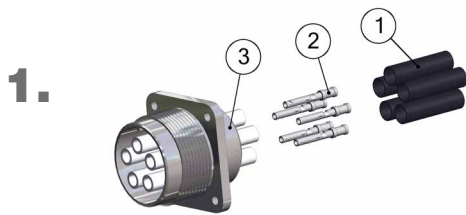
| P/N | Description | Mechanical drawing |
|---------|------------------------------------|---------------------------------|
| 1672070 | Covering for types KS/KB 507 | <p>chain length min. 120 mm</p> |
| 1672072 | Covering for types KS/KB 207 - 407 | <p>chain length min. 120 mm</p> |

drawing - dimensions in mm [inch]

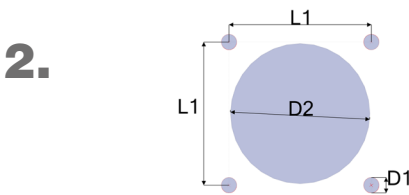
Tools

| Part No. | Description | Connector types |
|----------|---|----------------------|
| 3000001 | Extracting tool for contacts 1.6 mm - male and female | MC 207 - 507 |
| 3000015 | Crimping tool for contacts 1.6 mm - male and female incl. pliers, contact holder and crimping cheeks | MC 207 - 507, MC 520 |
| 3000050 | Screwdriver for threaded pin size M3 | MC 207 - 507, MC 520 |

Assembly Instructions Series MC - type 207-507 receptacle, panel mount

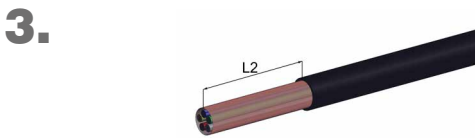


Part as supplied
Shrinking tubes (1), female contacts (2),
connector housing (3)



Panel cut out

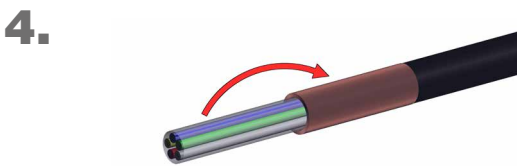
| Type | L1 mm [inch] | D1 mm [inch] | D2 mm [inch] |
|--------------------|----------------|--------------|----------------|
| GB 207 / 307 / 407 | 26.90 [1.059"] | 3.00 [.118"] | 26.00 [1.024"] |
| GB 507 | 29.30 [1.154"] | 3.00 [.118"] | 29.00 [1.142"] |



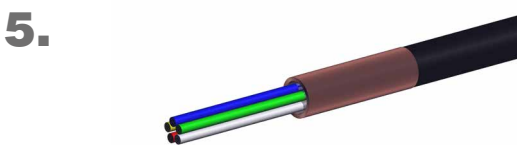
Carefully remove cable jacket.

| Type | L2 mm [inch] |
|--------------------------|------------------|
| GB 207 / 307 / 407 / 507 | min. 45 [1.772"] |

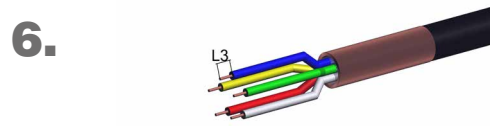
⚠ Do not damage metal shield braid




Fold back shield braid.



Remove any filling elements from cable.



Remove dielectric insulation of single wires
(L3 = 5 - 8 mm [.197" - .315"]).



Crimp or solder one female contact (2) on
each conductor.
⚠ For soldering: Tin-solder must not remain
on contact surface!



Put shrinking tubes (1) on insulation tubes
on rear side of connector housing (3).



Slide contacts (2) completely into insulation
tubes until contacts snap into place.
🗨 Pull gently to check that contacts are
correctly located and remain in position.



Shrink tubes - shrinking temperature 110°C.




Assembly finished.

Assembly Instructions

Series MC - type 207-507

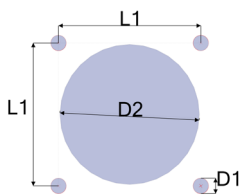
plug, panel mount

1.



Part as supplied.
Male contacts (1), connector housing (2)


2.



Panel cut out

| Type | L1 mm [inch] | D1 mm [inch] | D2 mm [inch] |
|--------------------|----------------|--------------|----------------|
| GS 207 / 307 / 407 | 26.90 [1.059"] | 3.00 [.118"] | 26.00 [1.024"] |
| GS 507 | 29.30 [1.154"] | 3.00 [.118"] | 29.00 [1.142"] |

3.

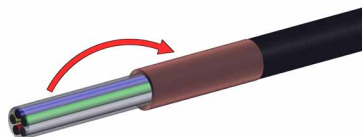


Carefully remove cable jacket.

| Type | L2 mm [inch] |
|--------------------------|------------------|
| GS 207 / 307 / 407 / 507 | min. 45 [1.772"] |


⚠ Do not damage metal shield braid

4.




Fold back shield braid.

5.



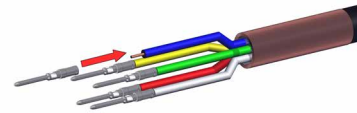
Remove any filling elements from cable.

6.



Remove dielectric insulation of single wires (L3 = 5 - 8 mm [.197" - .315"]).


7.



Crimp or solder one male contact (1) on each conductor.

⚠ For soldering: Tin-solder must not remain on contact surface!


8.



Slide contacts (1) completely into connector shell (2) until contacts snap into place.

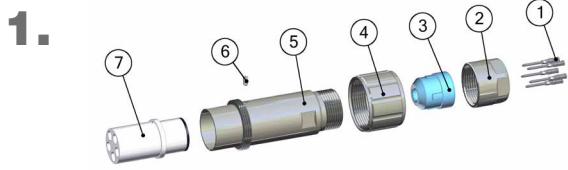
🗨 Pull gently to check that contacts are correctly located and remain in position.

9.



Assembly finished.

Assembly Instructions Series MC - type 207-507 plug, cable mount




Part as supplied


Male contacts (1), cap (2), sealing insert (3), screw joint (4), basis (5), threaded pin (6), insulation insert (7).



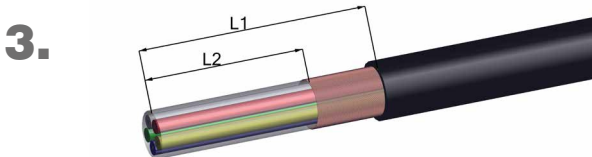
Fix shield braid with tape.



Place cap (2), sealing insert (3), screw joint (4) and basis (5) onto cable.



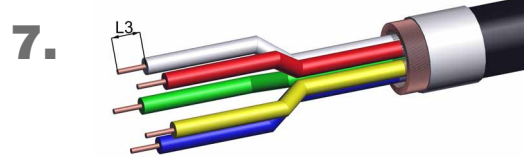
Remove any filling elements from cable.



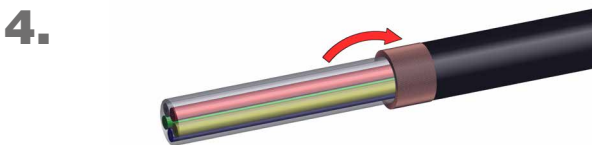
Remove cable jacket.

| Type | L1 mm [inch] | L2 mm [inch] |
|--------------------------|--------------|--------------|
| KS 207 / 307 / 407 / 507 | 50 [1.968"] | 35 [1.377"] |


⚠ Do not damage metal shield braid



Remove dielectric insulation (L3 = 5-8 mm [.197" - .315"]).



Fold back shield braid over jacket.




Crimp or solder female contacts (1) on conductor.

⚠ For soldering: Tin-solder must not remain on contact surface.


Assembly Instructions

Series MC - type 207-507


plug, cable mount



Slide contacts completely into insulation insert (7) until contacts snap into place.
 ☺ Pull gently to check that contacts are correctly located and remain in position.



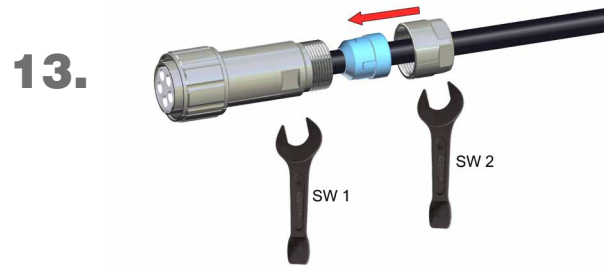
Remove tape and place basis (5) onto insulation insert (7)



Secure insulation insert (7) with threaded pin (6), then screw joint (4) onto basis (5).



Widen shield braid.



Insert sealing (3) completely and screw cap (2) onto basis (5).

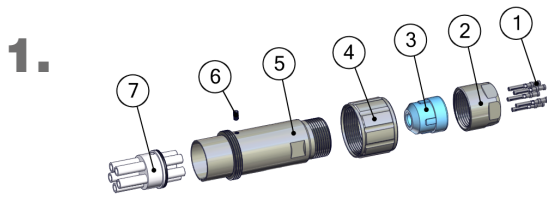
| Cable gland type | SW 1 | SW 2 |
|--------------------|------|------|
| KS 207 / 307 / 407 | 23 | 26 |
| KS 507 | 26 | 26 |

Tightening torque is 7 Nm



Assembly finished.

Assembly Instructions Series MC - type 207-507 receptacle cable mount & coupling




Part as supplied.


Female contacts (1), cap (2), sealing insert (3), screw joint (4), basis (5), threaded pin (6), insulation insert (7).



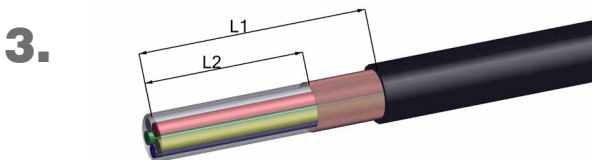
Fix shield braid with tape.



Place cap (2), sealing insert (3), screw joint (4) and basis (5) onto cable



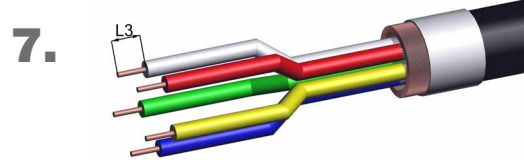
Remove any filling elements from cable.



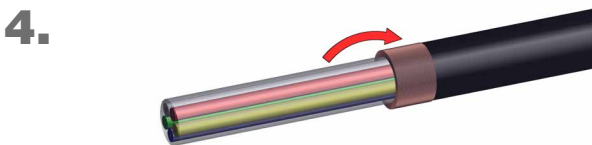
Remove cable jacket.

| Type | L1 mm [inch] | L2 mm [inch] |
|--------------------------|--------------|--------------|
| KS 207 / 307 / 407 / 507 | 50 [1.968"] | 35 [1.377"] |

⚠ Do not damage metal shield braid.



Remove dielectric insulation (L3 = 5-8 mm [.197" - .315"]).



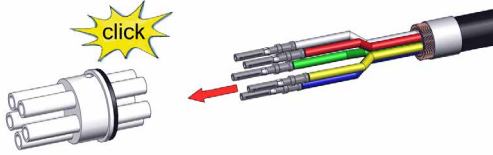
Fold back shield braid over jacket.



Crimp or solder female contacts (1) on conductor.
⚠ For soldering: Tin-solder must not remain on contact surface.


Assembly Instructions Series MC - type 207-507 receptacle cable mount & coupling

9.




Slide female contacts completely into insulation insert until contacts snap into place.
 ☺ Pull gently to check that contacts are correctly located and remain in position.

10.



Remove tape and place basis (5) onto insulation insert (7)

11.



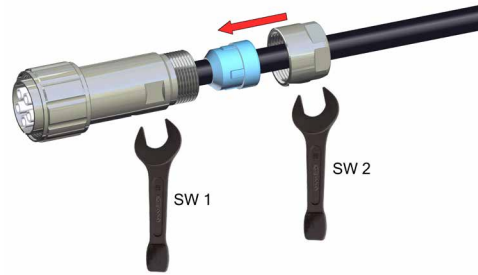
Secure insulation insert (7) with threaded pin (6), then screw joint (4) onto basis (5).

12.



Widen shield braid.

13.



Insert sealing (3) completely and screw cap (2) onto basis (5).

| Cable gland type | SW 1 | SW 2 |
|--------------------|------|------|
| KB 207 / 307 / 407 | 23 | 26 |
| KB 507 | 26 | 26 |

Tightening torque is 7 Nm

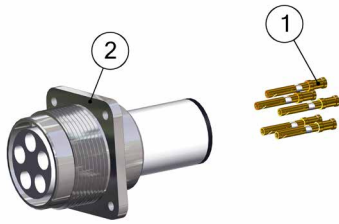
14.



Assembly finished.

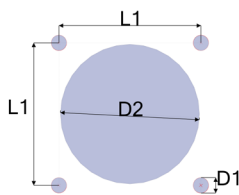
Assembly Instructions Series MC - type 520 receptacle, panel mount

1.



Part as supplied.
Female contacts (1), connector housing (2)


2.



Panel cut out

| Type | L1 mm [inch] | D1 mm [inch] | D2 mm [inch] |
|--------|----------------|--------------|----------------|
| GB 520 | 29.30 [1.154"] | 3.00 [.118"] | 28.70 [1.142"] |

3.

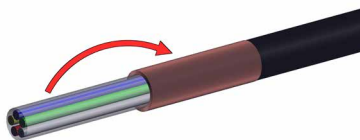


Carefully remove cable jacket.

| Type | L2 mm [inch] |
|--------|------------------|
| GB 520 | min. 60 [2.362"] |


⚠ Do not damage metal shield braid

4.




Fold back shield braid.

5.




Remove any filling elements from cable.

6.



Remove dielectric insulation of single wires (L3 = 5-8 mm [.197" - .315"]).


7.



Crimp or solder one male contact (1) each on every conductor.

⚠ For soldering: Tin-solder must not remain on contact surface!


8.



Slide contacts completely into connector shell until contacts snap into place.

🗨 Pull gently to check that contacts are correctly located and remain in position.

9.




Assembly finished.

Assembly Instructions

Series MC - type 520

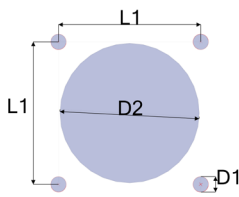
plug, panel mount

1.



Part as supplied.
Shrinking tubes (1), male contacts (2), connector housing (3).


2.



Panel cut out

| Type | L1 mm [inch] | D1 mm [inch] | D2 mm [inch] |
|--------|----------------|--------------|----------------|
| GS 520 | 29.30 [1.154"] | 3.00 [.118"] | 29.00 [1.142"] |

3.

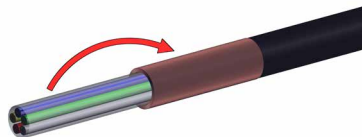


Carefully remove cable jacket.

| Type | L2 mm [inch] |
|--------|------------------|
| GS 520 | min. 60 [2.362"] |


⚠ Do not damage metal shield braid.

4.




Fold back shield braid.

5.




Remove any filling elements from cable.

6.



Remove dielectric insulation of single wires (L3 = 5-8 mm [.197" - .315"]).

7.



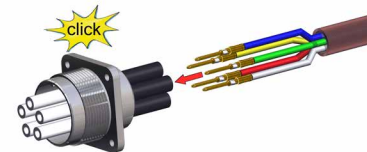
Crimp or solder one male contact (1) each on every conductor.
🗨 For soldering: Tin-solder must not remain on contact surface!

8.



Put shrinking tubes on insulation tubes on back of connector housing.

9.




Slide contacts completely into insulation tubes until contacts snap into place.
🗨 Pull gently to check that contacts are correctly located and remain in position

10.



Shrink tubes - shrinking temperature 110°C.

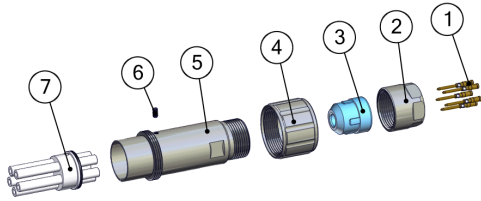
11.



Assembly finished.

Assembly Instructions Series MC - type 520 plug, cable mount

1.



Part as supplied

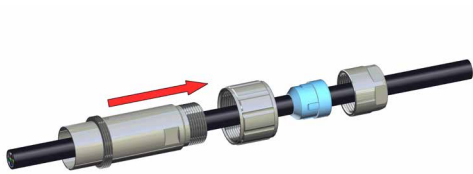
Male contacts (1), cap (2), sealing insert (3), screw joint (4), basis (5), threaded pin (6), insulation insert (7).

5.




Fix shield braid with tape.

2.




Place cap (2), sealing insert (3), screw joint (4) and basis (5) onto cable.

6.



Remove any filling elements from cable.

3.

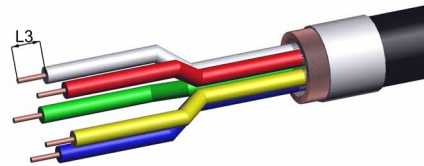


Remove cable jacket.

| Type | L1 mm [inch] | L2 mm [inch] |
|--------|--------------|--------------|
| KS 520 | 60 [2.362"] | 45 [1.772"] |

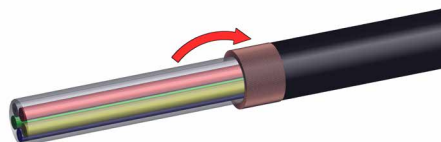
⚠ Do not damage metal shield braid.

7.



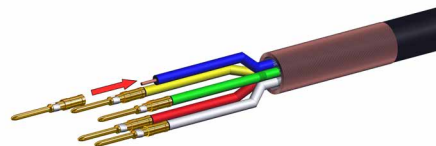
Remove dielectric insulation (L3 = 5-8 mm [.197" - .315"]).

4.



Fold back shield braid over jacket.


8.





Crimp or solder female contacts (1) on conductor.

⚠ For soldering: Tin-solder must not remain on contact surface.

Assembly Instructions Series MC - type 520 plug, cable mount



Slide male contacts (1) completely into insulation tubes (7) until contacts snap into place.
 Pull gently to check that contacts are correctly located and remain in position.



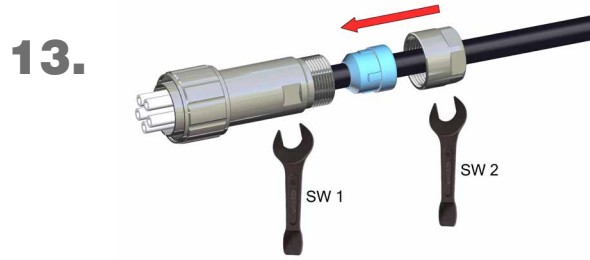
Remove tape and place basis (5) onto insulation insert (7)



Secure insulation insert (7) with threaded pin (6), then screw joint (4) onto basis (5).



Widen shield braid.



Insert sealing (3) completely and screw cap (2) onto basis (5).


| Cable gland type | SW 1 | SW 2 |
|------------------|------|------|
| KS 520 | 26 | 26 |

Tightening torque is 7 Nm



Assembly finished.

Assembly Instructions Series MC - type 520 receptacle, cable mount & coupling




Part as supplied.


Female contacts (1), cap (2), sealing insert (3), screw joint (4), basis (5), threaded pin (6), insulation insert (7).



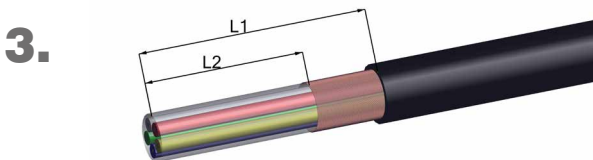
Fix shield braid with tape.



Place cap (2), sealing insert (3), screw joint (4) and basis (5) onto cable



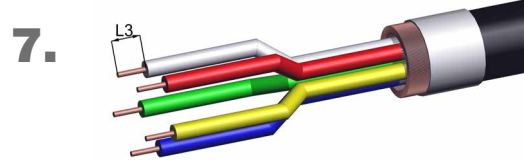
Remove any filling elements from cable.



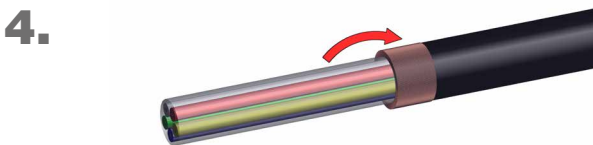
Remove cable jacket.

| Type | L1 mm [inch] | L2 mm [inch] |
|--------|--------------|--------------|
| KB 520 | 50 [1.968"] | 35 [1.377"] |


⚠ Do not damage metal shield braid



Remove dielectric insulation (L3 = 5-8 mm [.197" - .315"]).



Fold back shield braid over jacket.



Crimp or solder female contacts (1) on conductor.

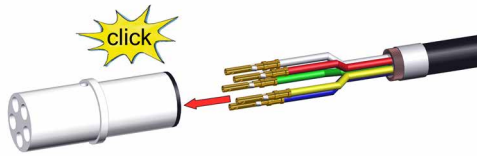
⚠ For soldering: Tin-solder must not remain on contact surface.

Assembly Instructions


Series MC - type 520

receptacle, cable mount & coupling


9.



Slide female contacts (1) completely into housing basis (7) until contacts snap into place.

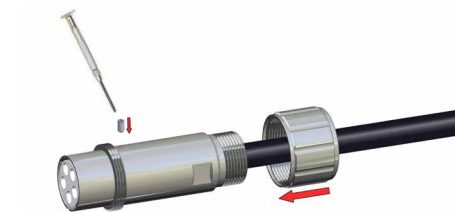
 Pull gently to check that contacts are correctly located and remain in position

10.



Remove tape and place basis (5) onto insulation insert (7)

11.



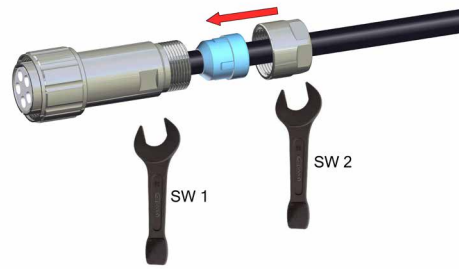
Secure insulation insert (7) with threaded pin (6), then screw joint (4) onto basis (5).

12.



Widen shield braid.

13.



Insert sealing (3) completely and screw cap (2) onto basis (5).

| Cable gland type | SW 1 | SW 2 |
|------------------|------|------|
| KB 520 | 26 | 26 |

Tightening torque is 7 Nm

14.



Assembly finished.