

## Schottky Barrier Diode

**Reverse Voltage - 30 Volts**  
**Forward Current - 200 mAmperes**

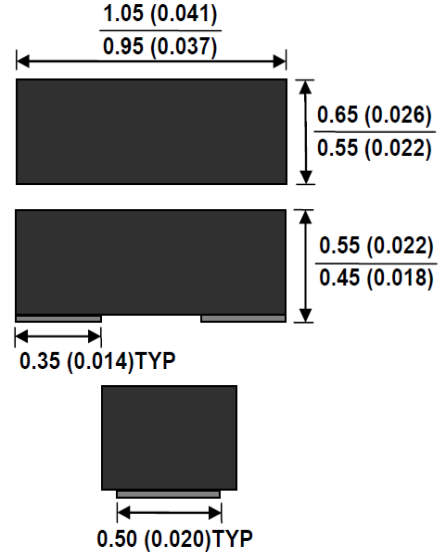
### Features

- Low forward voltage.
- Designed for mounting on small surface.
- Extremely thin/leadless package.
- Majority carrier conduction.
- Pb free version, RoHS compliant, and Halogen free

### Mechanical Data

- Case : DFN1006(0402) mold package
- Terminal: Sn/Au plated, solderable per MIL-STD-750, method 2026.
- Marking code : Cathode band & BA
- Mounting position : Any.
- Weight : 0.001 gram(approx.)

### DFN1006(0402)



Package Outline Dimensions in Inches (Millimeters)

### Maximum Ratings and Electrical Characteristics

Rating at 25°C ambient temperature unless otherwise specified.

Single phase, half wave, 60Hz, resistive or inductive load.

For capacitive load, derate current by 20%.

Characteristics	Symbol	Min	Typ	Max	Unit
	Marking	BA			
Repetitive peak reverse voltage	VRRM			35	V
Reverse voltage	VR			30	V
Average forward current	Io			200	mA
Forward current surge peak	IFSM			1	A
Power Dissipation	Pd			125	mW
Storage/Operation temperature	TSgt	40		+125	°C
Junction temperature	TJ			+125	°C
Forward voltage, IF=200mA	VF			0.5	V
Reverse current, VR=10V	IR			10	uA

Notes: Valid provided that electrodes are kept at ambient temperature.

Fig.1-Forward characteristics

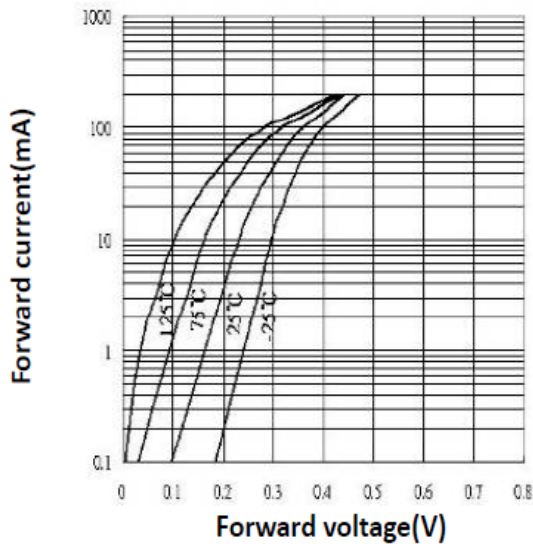


Fig.2-Reverse characteristics

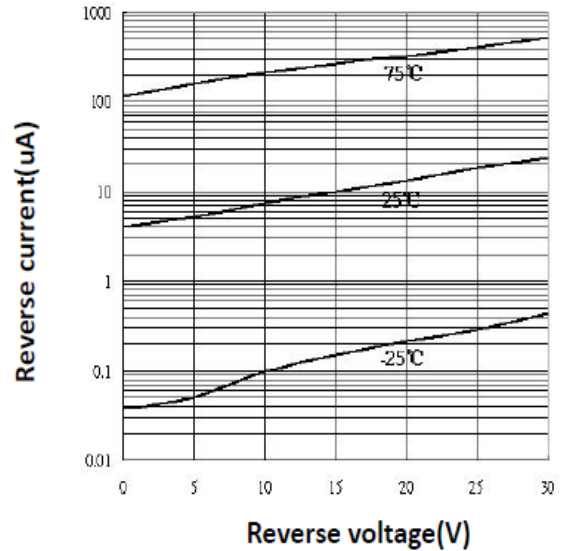


Fig.3 - Capacitance between terminals characteristics

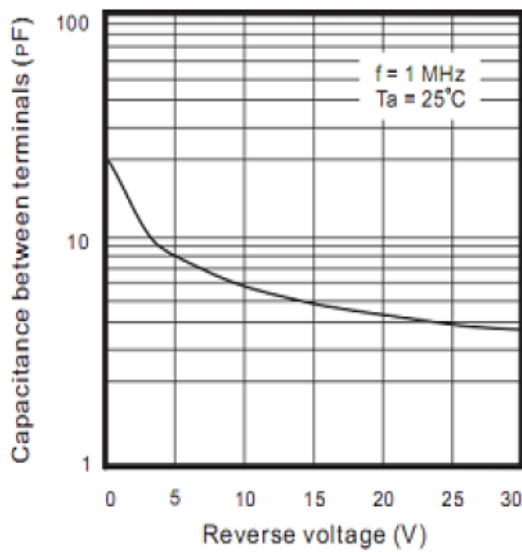


Fig.4 - Current derating curve

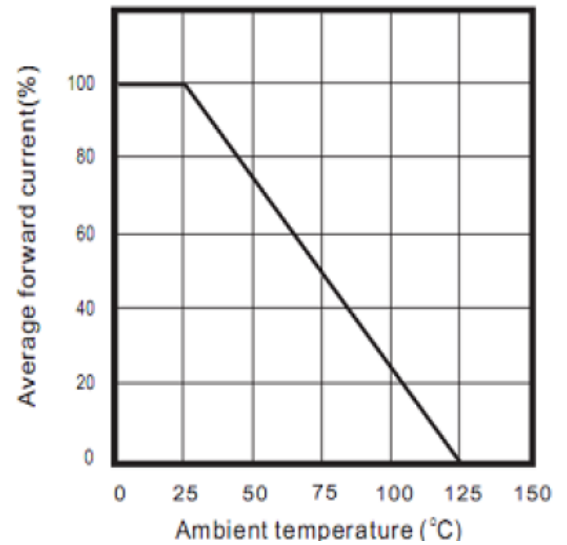


Fig. 5 - VF Dispersion map

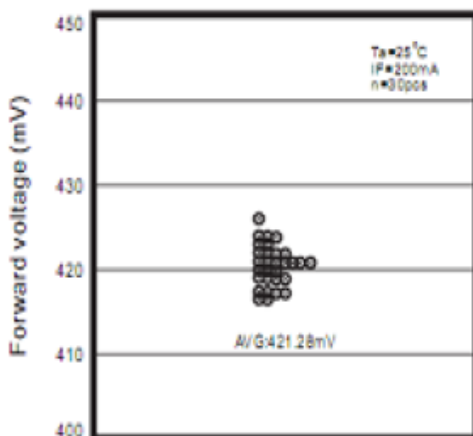


Fig. 6 - IR Dispersion map


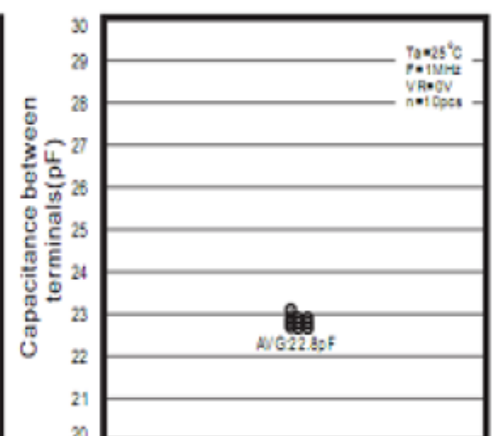


Fig. 7 - CT Dispersion map



The curve above is for reference only.

HSS02L0030X2-7-99-00-CC0015

Rev. 1, 14-Nov-2019

## Disclaimer

ALL specifications and data are subject to be changed without notice to improve reliability function or design or other reasons.

HY makes no warranty, representation or guarantee regarding the suitability of the products for any particular purpose or the continuing production of any product. To the maximum extent permitted by applicable law, HY disclaims (i) any and all liability arising out of the application or use of any product, (ii) any and all liability, including without limitation special, consequential or incidental damages, and (iii) any and all implied warranties, including warranties of fitness for particular purpose, non-infringement and merchantability.

Statements regarding the suitability of products for certain types of applications are based on HY's knowledge of typical requirements that are often placed on HY products in generic applications. Such statements are not binding statements about the suitability of products for a particular application. It is the customer's responsibility to validate that a particular product with the properties described in the product specification is suitable for use in a particular application. Parameters provided in datasheets and specifications may vary in different applications and performance may vary over time. All operating parameters, including typical parameters, must be validated for each customer application by the customer's technical experts. Product specifications do not expand or otherwise modify HY's terms and conditions of purchase, including but not limited to the warranty expressed therein.

Except as expressly indicated in writing, HY products are not designed for use in medical, life-saving, or life-sustaining applications or for any other applications in which the failure of the HY product could result in personal injury or death. Customers using or selling HY products not expressly indicated for use in such applications do so at their own risk. Please contact authorized HY personnel to obtain written terms and conditions regarding products designed for such applications.

No license, express or implied, by estoppel or otherwise, to any intellectual property rights is granted by this document or by any conduct of HY. Product names and markings noted herein may be trademarks of their respective owners.