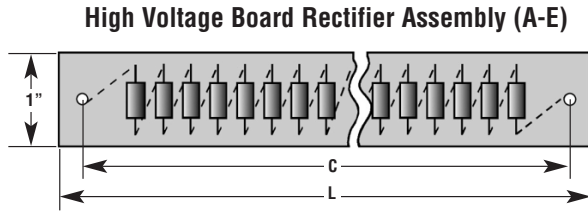

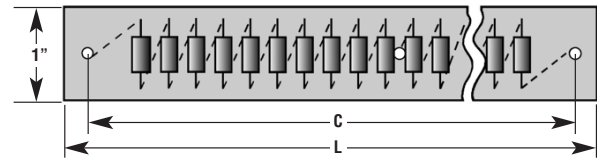




FIGURE 20

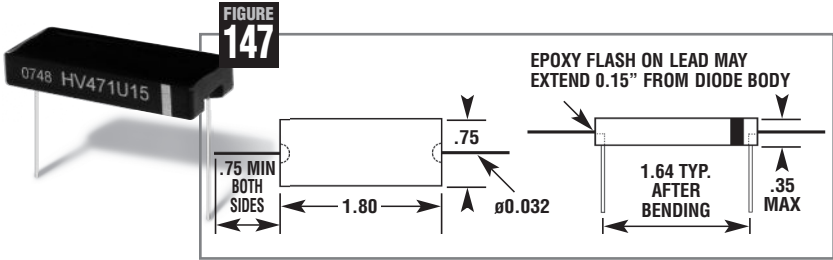
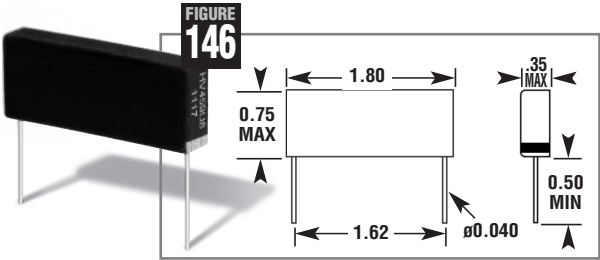



High Voltage Board Rectifier Assembly (F)



Board Size	Dimension L	Dimension C	Hole Diameter
A	4.17	3.85	0.16
B	6	5.6	0.15
C	6.75	6.5	0.16
D	8.6	8.3	0.16
E	10.5	10	0.15
F	6.5	6.17*	0.14

**This is the end hole center to center dimension, middle hole is offset 3" & 3.17"*



Part Number	Repetitive Peak Reverse Voltage V_{RRM} V	Average Forward Current Maximum $I_{FAVM}@$ $T_A=25^\circ\text{C}$ mA $T_{OH}=55^\circ\text{C}$ mA	Maximum Forward Voltage Drop $V_F@I_F^3$ V	Maximum Reverse Current $I_R@V_{RRM}@25^\circ\text{C}$ μA	Typical Junction Capacitance C_j^1 pF	Maximum Reverse Recovery Time T_{RR} nS	Maximum Surge Current I_{FSM} (8.3ms) ² A	Figure
HV459S Series - High Current Rectifiers Standard Recovery								
HV459S8	8000	1100	2000	10.0	-	-	80	146
HV459S10	10000	970	2000	12.5	-	-	80	146
HV459S12	12000	850	2000	15.0	-	-	80	146
HV459U Series - High Current Rectifiers Ultra Fast Recovery								
HV459U8	8000	850	1500	10.7	8.3	75	45	146
HV459U10	10000	750	1500	13.4	6.6	75	45	146
HV459U12	12000	650	1500	16.1	5.5	75	45	146
HV458S Series - Medium Current Rectifiers Standard Recovery								
HV458S8	8000	650	1200	8.0	-	-	50	146
HV458S10	10000	550	1000	10.0	-	-	50	146
HV458S12	12000	475	870	12.0	-	-	50	146
HV458S15	15000	425	780	15.0	-	-	50	146
HV458U Series - Medium Current Rectifiers Ultra Fast Recover								
HV458U8	8000	425	750	20.0	4.7	75	30	146
HV458U10	10000	375	660	25.0	3.8	75	30	146
HV458U12	12000	325	570	30.0	3.2	75	30	146
HV458U15	15000	275	480	37.5	2.5	75	30	146
HV471U Series - Medium Current Rectifiers Ultra Fast Recovery								
HV471U8	8000	425	750	20.0	4.7	75	30	147
HV471U10	10000	375	660	25.0	3.8	75	30	147
HV471U12	12000	325	570	30.0	3.2	75	30	147
HV471U15	15000	275	480	37.5	2.5	75	30	147

¹ Diode Junction Capacitance is measured at 1 Mhz, $V_R=0$ and $T_A=25^\circ\text{C}$
² 1/2 Sine(60Hz) @ 25°C
³ V_F measured at 100mA & 25°C

A "-" indicates the component is a standard recovery device and no T_{RR} data is taken. See page 23 for info.
 Storage & Operating Temperatures -55°C to 150°C
 All listed products shipped on December 31, 2013 or later will be RoHS Compliant. Available earlier by special request, contact factory or sales rep for availability.