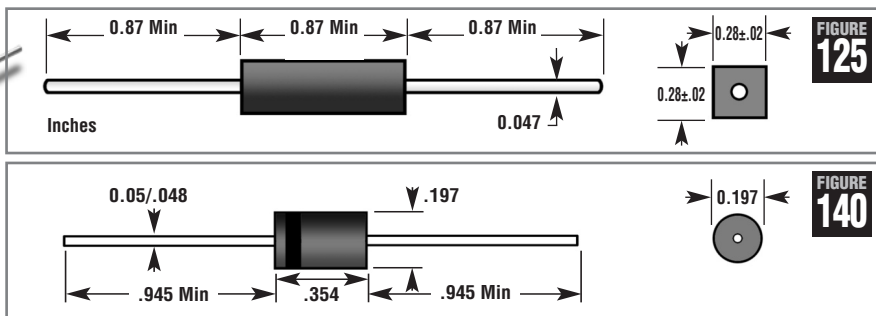





**High Voltage Power Diodes
Ultra-Fast Recovery**

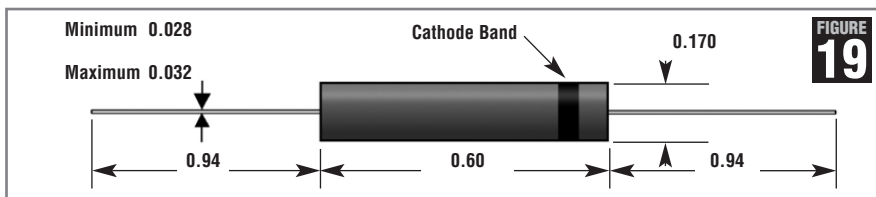


Part Number	Repetitive Peak Reverse Voltage V_{RRM} V	Average Maximum Forward Current $I_{FAVM}@$		Maximum Forward Voltage Drop $V_F@I_F^3$ V	Maximum Surge Current I_{FSM}^2 A	Maximum Reverse Current $I_R@V_{RRM}@25^\circ C$ μA	Typical Junction Cap C_j^1 pF	Maximum Reverse Recovery Time T_{RR} nS	Figure
		$T_A=55^\circ C$ mA	$T_{OL}=55^\circ C$ mA						
UX Series - Ultra Fast Recovery High Current Diodes									
UX-FOB	8000	500	600	12	20	0.5	7.5	40	125
UX-FBR8	8000	420	500	12	20	0.5	7.5	40	140
UX-F15B	15000	200	320	16	20	0.5	3.5	50	125
UX-F2CL15	15000	150	250	16	20	0.5	3.5	50	19
HV200UF Series - Ultra Fast Recovery High Current Diodes									
HV200UF3	3000	200	375	15	8	1.0	12	50	140
HV200UF4	4000	200	375	15	8	1.0	12	50	140
HV200UF5	5000	200	375	15	8	1.0	12	50	140

**Medium Power High Voltage
Silicon Diodes**



Specifications



Part Number	Repetitive Peak Reverse Voltage V_{RRM} V	Average Maximum Forward Current I_{FAVM}		Maximum Forward Voltage Drop $V_F@I_F^3$ V	Maximum Surge Current I_{FSM}^2 A	Maximum Reverse Current $I_R@V_{RRM}$		Typical Junction Cap C_j^1 pF	Maximum Reverse Recovery Time T_{RR} nS	Figure
		$@T_A=40^\circ C$ mA	$@T_{OL}=55^\circ C$ mA			$T_A=25^\circ C$ μA	$T_A=100^\circ C$ μA			
2CL Series - Medium Current Diodes										
2CL2F	8000	100	220	10	20	2.0	40	-	-	19
2CL2G	10000	100	220	12	20	2.0	40	-	-	19
2CL2H	12000	100	220	13	20	2.0	40	-	-	19
2CL2J	15000	100	220	16	20	2.0	40	-	-	19
2CL2FF	8000	60	120	16	10	2.0	50	4.1	150	19
2CL2FG	10000	60	120	18	10	2.0	50	3.3	150	19
2CL2FH	12000	60	120	20	10	2.0	50	2.3	150	19
2CL2FJ	15000	60	120	24	10	2.0	50	1.8	150	19
2CL2FK	10000	140	240	22	10	2.0	50	2.7	100	19
2CL2FL	15000	120	200	26	10	2.0	50	2.5	100	19
2CL2FM	20000	100	170	35	10	2.0	50	1.9	100	19
2CL2FP	30000	80	140	46	10	2.0	50	1.1	100	19
2CL2FR	35000	60	100	52	10	2.0	50	0.9	100	19
HV Series - High Current Diodes										
HV37-08	8000	210	410	12	15	2.0	10	7.4	150	19
HV37-10	10000	190	365	13	15	2.0	10	6.0	150	19
HV37-10F	10000	190	365	14	15	2.0	10	5.0	120	19
HV07-12B	12000	225	500	11	30	2.0	10	-	-	19

Notes:

¹ Diode Junction Capacitance is measured at 1 MHz, $V_R=0$ and $T_A=25^\circ C$

² 1/2 Sine(60Hz) @ 25°C

³ V_F measured at 100mA & 25°C

See page 23 for notes on max package operating voltage - V_{RRM} vs package applicability

All devices listed are RoHS compliant.