

MOD Series



- Operating voltage up to 12 kVDC
- Operating current up to 25 A / 30 A
- Up to 14 high voltage contacts
- Robust industrial connector shells with lever locking system
- Combinable with modules for low voltage, signal transmission and pneumatic
- Protection class IP65 (mated connector)

General characteristics and technical data type MOD-HP

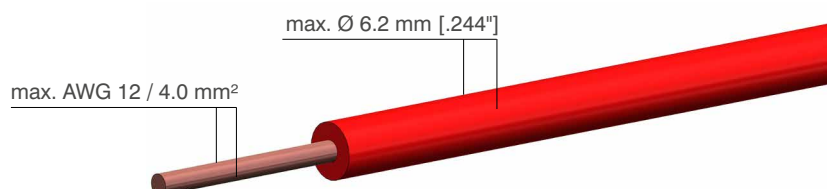
Housings	
Number of module slots	2, 3, 5, 7
Locking system	lever locking
Mounting type (panel mount connector)	4-hole-flange
Housing material	aluminium alloy
Surface plating	epoxy powder coating
Protection class (mated connector)	IP65 acc. DIN EN 60529
Operating temperature	-30°C to +80°C

Contacts type MOD-HP	
Termination method	crimp / solder
Rated current (at +23°C)	25 A
Contact resistance	≤ 2 mΩ
Contact diameter	2.5 mm
Wire size (AWG / cross section)	AWG 20-12 (0.5 - 4.0 mm ²)
Contact material	copper alloy
Contact plating	silver (Ag)
Mating cycles	≥ 500

Contacts not included. Choose contacts from page 176.

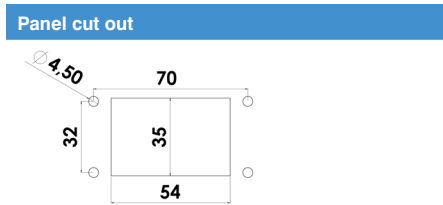
Module type MOD-HP	
Number of pins	2
Material	PA 6.6 GF
Flammability class	UL94 V-0
Operating temperature	-40°C to +125°C
CTI-Value	600
Insulating material group	I (DIN IEC 60664)
Max. diameter of dielectric cable insulation (single wire)	6.2 mm

Suitable cable dimensions (single wire)



Electrical values	
Operating voltage (DC)	12 kV
Test voltage (DC)	18 kV

Characteristics	
Number of pins	2
Insulation material	PA 6.6 GF



Suitable contacts on page 180

Type / Version / Part number	Picture / Drawing
Receptacle, panel mount GBR 1HP/2M Part no. 9021300	
Plug, panel mount GSR 1HP/2M Part no. 9021350	
Plug, cable mount, cable entry top M25 KSR 1HP/AO/2M Part no. 9021010	
Plug, cable mount, cable entry side 90° M25 KSR 1HP/AS/2M Part no. 9021200	
Receptacle, cable mount, cable entry top M25 KBR 1HP/AO/2M Part no. 9021150	
Receptacle, cable mount, cable entry side 90° M25 KBR 1HP/AS/2M Part no. 9021250	

→ Choose contacts from page 178-181
Cable glands and tools on page 185

drawing - dimensions in mm [inch]

Electrical values		Characteristics		Panel cut out
Operating voltage (DC)	12 kV	Number of pins	4	
Test voltage (DC)	18 kV	Insulation material	PA 6.6 GF	

Suitable contacts on page 180

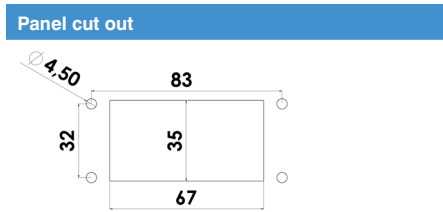
Type / Version / Part number	Picture / Drawing
Receptacle, panel mount GBR 2HP/2M Part no. 9022300	
Plug, panel mount GSR 2HP/2M Part no. 9022350	
Plug, cable mount, cable entry top M25 KSR 2HP/AO/2M Part no. 9022100	
Plug, cable mount, cable entry side 90° M25 KSR 2HP/AS/2M Part no. 9022200	
Receptacle, cable mount, cable entry top M25 KBR 2HP/AO/2M Part no. 9022150	
Receptacle, cable mount, cable entry side 90° M25 KBR 2HP/AS/2M Part no. 9022250	

→ Choose contacts from page 178-181
 Cable glands and tools on page 185

drawing - dimensions in mm [inch]

Electrical values	
Operating voltage (DC)	12 kV
Test voltage (DC)	18 kV

Characteristics	
Number of pins	6
Insulation material	PA 6.6 GF



Suitable contacts on page 180

Type / Version / Part number	Picture / Drawing
Receptacle, panel mount GBR 3HP/3M Part no. 9033300	
Plug, panel mount GSR 3HP/3M Part no. 9033350	
Plug, cable mount, Cable entry top M32 KSR 3HP/AO/3M Part no. 9033100	
Plug, cable mount, cable entry side 90° M32 KSR 3HP/AS/3M Part no. 9033200	
Receptacle, cable mount, cable entry top M32 KBR 3HP/AO/3M Part no. 9033150	
Receptacle, cable mount, cable entry side 90° M32 KBR 3HP/AS/3M Part no. 9033250	

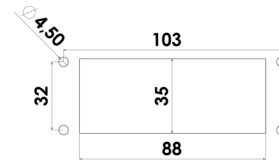
→ Choose contacts from page 178-181
 Cable glands and tools on page 185

drawing - dimensions in mm [inch]

Electrical values	
Operating voltage (DC)	12 kV
Test voltage (DC)	18 kV

Characteristics	
Number of pins	8
Insulation material	PA 6.6 GF

Panel cut out



Suitable contacts on page 180

Type / Version / Part number	Picture / Drawing
Receptacle, panel mount GBR 4HP/5M Part no. 9054300	
Plug, panel mount GSR 4HP/5M Part no. 9054350	
Plug, cable mount, cable entry top M32 KSR 4HP/AO/5M Part no. 9054100	
Plug, cable mount, cable entry side 90° M32 KSR 4HP/AS/5M Part no. 9054200	
Receptacle, cable mount, cable entry top M32 KBR 4HP/AO/5M Part no. 9054150	
Receptacle, cable mount, cable entry side 90° M32 KBR 4HP/AS/5M Part no. 9054250	

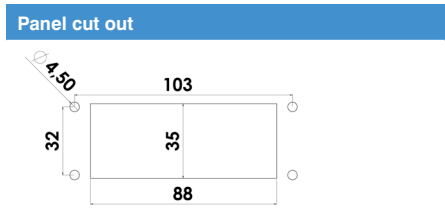


Choose contacts from page 178-181
Cable glands and tools on page 185

drawing - dimensions in mm [inch]

Electrical values	
Operating voltage (DC)	12 kV
Test voltage (DC)	18 kV

Characteristics	
Number of pins	10
Insulation material	PA 6.6 GF



Suitable contacts on page 180

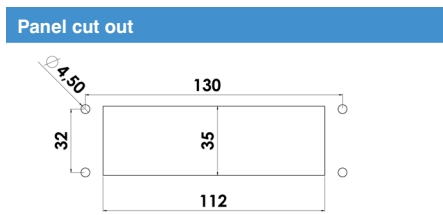
Type / Version / Part number	Picture / Drawing
Receptacle, panel mount GBR 5HP/5M Part no. 9055300	
Plug, panel mount GSR 5HP/5M Part no. 9055350	
Plug, cable mount, cable entry top M32 KSR 5HP/AO/5M Part no. 9055100	
Plug, cable mount, cable entry side 90° M32 KSR 5HP/AS/5M Part no. 9055200	
Receptacle, cable mount, cable entry top M32 KBR 5HP/AO/5M Part no. 9055150	
Receptacle, cable mount, cable entry side 90° M32 KBR 5HP/AS/5M Part no. 9055250	

→ Choose contacts from page 178-181
 Cable glands and tools on page 185

drawing - dimensions in mm [inch]

Electrical values	
Operating voltage (DC)	12 kV
Test voltage (DC)	18 kV

Characteristics	
Number of pins	12
Insulation material	PA 6.6 GF



Suitable contacts on page 180

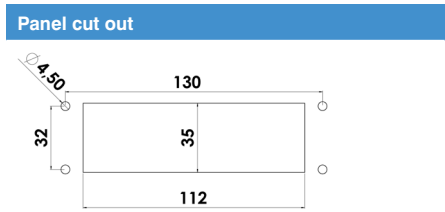
Type / Version / Part number	Picture / Drawing	
Receptacle, panel mount GBR 6HP/7M Part no. 9076300		
Plug, panel mount GSR 6HP/7M Part no. 9076350		
Plug, cable mount, cable entry top M40 KSR 6HP/AO/7M Part no. 9076100		
Plug, cable mount, cable entry side 90° M40 KSR 6HP/AS/7M Part no. 9076200		
Receptacle, cable mount, cable entry top M40 KBR 6HP/AO/7M Part no. 9076150		
Receptacle, cable mount, cable entry side 90° M40 KBR 6HP/AS/7M Part no. 9076250		

➔ Choose contacts from page 178-181
Cable glands and tools on page 185

drawing - dimensions in mm [inch]

Electrical values	
Operating voltage (DC)	12 kV
Test voltage (DC)	18 kV

Characteristics	
Number of pins	14
Insulation material	PA 6.6 GF



Suitable contacts on page 180

Type / Version / Part number	Picture / Drawing	
Receptacle, panel mount GBR 7HP/7M Part no. 9077300		
Plug, panel mount GSR 7HP/7M Part no. 9077350		
Plug, cable mount, cable entry top M40 KSR 7HP/AO/7M Part no. 9077100		
Plug, cable mount, cable entry side 90° M40 KSR 7HP/AS/7M Part no. 9077200		
Receptacle, cable mount, cable entry top M40 KBR 7HP/AO/7M Part no. 9077150		
Receptacle, cable mount, cable entry side 90° M40 KBR 7HP/AS/7M Part no. 9077250		

→ Choose contacts from page 178-181
 Cable glands and tools on page 185

drawing - dimensions in mm [inch]

Part no.	Description	HV contacts	Plug	Receptacle	Cable mount	Connecting thread	Panel mount	Page
9021300	GBR 1HP/2M	2		•			•	149
9021350	GSR 1HP/2M	2	•				•	149
9021010	KSR 1HP/AO/2M	2	•		•	M25		149
9021200	KSR 1HP/AS/2M	2	•		•	M25		149
9021150	KBR 1HP/AO/2M	2		•	•	M25		149
9021250	KBR 1HP/AS/2M	2		•	•	M25		149
9022300	GBR 2HP/2M	4		•			•	150
9022350	GSR 2HP/2M	4	•				•	150
9022100	KSR 2HP/AO/2M	4	•		•	M25		150
9022200	KSR 2HP/AS/2M	4	•		•	M25		150
9022150	KBR 2HP/AO/2M	4		•	•	M25		150
9022250	KBR 2HP/AS/2M	4		•	•	M25		150
9033300	GBR 3HP/3M	6		•			•	151
9033350	GSR 3HP/3M	6	•				•	151
9033100	KSR 3HP/AO/3M	6	•		•	M32		151
9033200	KSR 3HP/AS/3M	6	•		•	M32		151
9033150	KBR 3HP/AO/3M	6		•	•	M32		151
9033250	KBR 3HP/AS/3M	6		•	•	M32		151
9054300	GBR 4HP/5M	8		•			•	152
9054350	GSR 4HP/5M	8	•				•	152
9054100	KSR 4HP/AO/5M	8	•		•	M40		152
9054200	KSR 4HP/AS/5M	8	•		•	M40		152
9054150	KBR 4HP/AO/5M	8		•	•	M40		152
9054250	KBR 4HP/AS/5M	8		•	•	M40		152
9055300	GBR 5HP/5M	10		•			•	153
9055350	GSR 5HP/5M	10	•				•	153
9055100	KSR 5HP/AO/5M	10	•		•	M40		153
9055200	KSR 5HP/AS/5M	10	•		•	M40		153
9055150	KBR 5HP/AO/5M	10		•	•	M40		153
9055250	KBR 5HP/AS/5M	10		•	•	M40		153
9076300	GBR 6HP/7M	12		•			•	154
9076350	GSR 6HP/7M	12	•				•	154
9076100	KSR 6HP/AO/7M	12	•		•	M40		154
9076200	KSR 6HP/AS/7M	12	•		•	M40		154
9076150	KBR 6HP/AO/7M	12		•	•	M40		154
9076250	KBR 6HP/AS/7M	12		•	•	M40		154
9077300	GBR 7HP/7M	14		•			•	155
9077350	GSR 7HP/7M	14	•				•	155
9077100	KSR 7HP/AO/7M	14	•		•	M40		155
9077200	KSR 7HP/AS/7M	14	•		•	M40		155
9077150	KBR 7HP/AO/7M	14		•	•	M40		155
9077250	KBR 7HP/AS/7M	14		•	•	M40		155

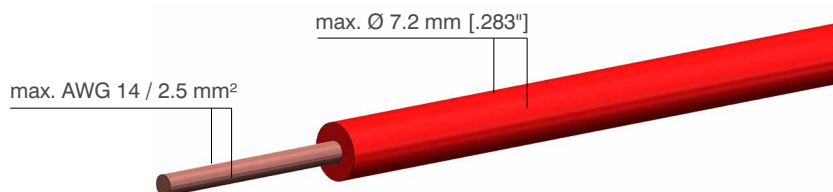
Housings	
Number of module slots	2, 3, 5, 7
Locking system	lever locking
Mounting type (panel mount connector)	4-hole-flange
Housing material	aluminium alloy
Surface plating	epoxy powder coating
Protection class (in mated condition)	IP65 acc. DIN EN 60529
Operating temperature	-30°C to +80°C

Contacts type MOD-T	
Termination method	solder
Rated current (at +23°C)	30 A
Contact resistance	300μΩ
Contact diameter	2.7 mm
Wire size (AWG / cross section)	AWG 14 / 2.5 mm ²
Contact material	brass (CuZn)
Contact plating	silver (Ag)
Mating cycles	≥ 100000

Contacts included

Module type MOD-T	
Number of pins	2
Module material	PA 6.6 GF
Insulation material	PTFE
Flammability class	UL94 V-0
Operating temperature modules	-40°C to +125°C
Operating temperature insulation parts	-50°C to +260°C
CTI-Value	600
Insulating material group	I (DIN IEC 60664)
Max. diameter of dielectric cable insulation (single wire)	7.2 mm

Suitable cable dimensions (single wire)



Electrical values		Characteristics		Panel cut out
Operating voltage (DC)	12 kV	Number of pins	2	
Test voltage (DC)	18 kV	Insulation material	PTFE	

Contacts included.

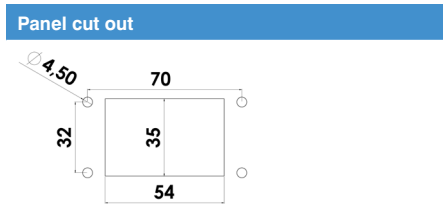
Type / Version / Part number	Picture / Drawing
Receptacle, panel mount GBR 1T2/2M Part no. 9021305	
Plug, panel mount GSR 1T2/2M Part no. 9021355	
Plug, cable mount, cable entry top M25 KSR 1T2/AO/2M Part no. 9021015	
Plug, cable mount, cable entry side 90° M25 KSR 1T2/AS/2M Part no. 9021205	
Receptacle, cable mount, cable entry top M25 KBR 1T2/AO/2M Part no. 9021155	
Receptacle, cable mount, cable entry side 90° M25 KBR 1T2/AS/2M Part no. 9021255	

→ Cable glands and tools on page 185

drawing - dimensions in mm [inch]

Electrical values	
Operating voltage (DC)	12 kV
Test voltage (DC)	18 kV

Characteristics	
Number of pins	4
Insulation material	PTFE



Contacts included.

Type / Version / Part number	Picture / Drawing	
Receptacle, panel mount GBR 2T2/2M Part no. 9022305		
Plug, panel mount GSR 2T2/2M Part no. 9022355		
Plug, cable mount, cable entry top M25 KSR 2T2/AO/2M Part no. 9022105		
Plug, cable mount, cable entry side 90° M25 KSR 2T2/AS/2M Part no. 9022205		
Receptacle, cable mount, cable entry top M25 KBR 2T2/AO/2M Part no. 9022155		
Receptacle, cable mount, cable entry side 90° M25 KBR 2T2/AS/2M Part no. 9022255		

➔ Cable glands and tools on page 185

drawing - dimensions in mm [inch]

Electrical values		Characteristics		Panel cut out
Operating voltage (DC)	12 kV	Number of pins	6	
Test voltage (DC)	18 kV	Insulation material	PTFE	

Contacts included.

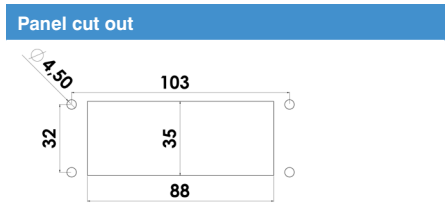
Type / Version / Part number	Picture / Drawing
Receptacle, panel mount GBR 3T2/3M Part no. 9033305	
Plug, panel mount GSR 3T2/3M Part no. 9033355	
Plug, cable mount, cable entry top M32 KSR 3T2/AO/3M Part no. 9033105	
Plug, cable mount, cable entry side 90° M32 KSR 3T2/AS/3M Part no. 9033205	
Receptacle, cable mount, cable entry top M32 KBR 3T2/AO/3M Part no. 9033155	
Receptacle, cable mount, cable entry side 90° M32 KBR 3T2/AS/3M Part no. 9033255	

→ Cable glands and tools on page 185

drawing - dimensions in mm [inch]

Electrical values	
Operating voltage (DC)	12 kV
Test voltage (DC)	18 kV

Characteristics	
Number of pins	8
Insulation material	PTFE



Contacts included.

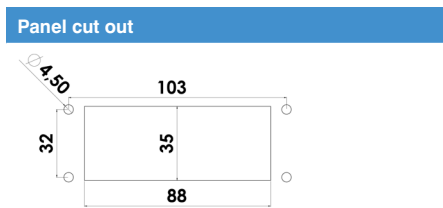
Type / Version / Part number	Picture / Drawing
Receptacle, panel mount GBR 4T2/5M Part no. 9054305	
Plug, panel mount GSR 4T2/5M Part no. 9054355	
Plug, cable mount, cable entry top M32 KSR 4T2/AO/5M Part no. 9054105	
Plug, cable mount, cable entry side 90° M32 KSR 4T2/AS/5M Part no. 9054205	
Receptacle, cable mount, cable entry top M32 KBR 4T2/AO/5M Part no. 9054155	
Receptacle, cable mount, cable entry side 90° M32 KBR 4T2/AS/5M Part no. 9054255	

➔ Cable glands and tools on page 185

drawing - dimensions in mm [inch]

Electrical values	
Operating voltage (DC)	12 kV
Test voltage (DC)	18 kV

Characteristics	
Number of pins	10
Insulation material	PTFE



Contacts included.

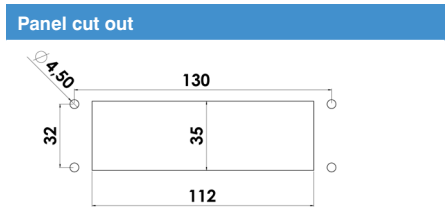
Type / Version / Part number	Picture / Drawing
Receptacle, panel mount GBR 5T2/5M Part no. 9055305	
Plug, panel mount GSR 5T2/5M Part no. 9055355	
Plug, cable mount, cable entry top M32 KSR 5T2/AO/5M Part no. 9055105	
Plug, cable mount, cable entry side 90° M32 KSR 5T2/AS/5M Part no. 9055205	
Receptacle, cable mount, cable entry top M32 KBR 5T2/AO/5M Part no. 9055155	
Receptacle, cable mount, cable entry side 90° M32 KBR 5T2/AS/5M Part no. 9055255	

→ Cable glands and tools on page 185

drawing - dimensions in mm [inch]

Electrical values	
Operating voltage (DC)	12 kV
Test voltage (DC)	18 kV

Characteristics	
Number of pins	12
Insulation material	PTFE



Contacts included.

Type / Version / Part number	Picture / Drawing	
Receptacle, panel mount GBR 6T2/7M Part no. 9076305		
Plug, panel mount GSR 6T2/7M Part no. 9076355		
Plug, cable mount, cable entry top M40 KSR 6T2/AO/7M Part no. 9076105		
Plug, cable mount, cable entry side 90° M400 KSR 6T2/AS/7M Part no. 9076215		
Receptacle, cable mount, cable entry top M40 KBR 6T2/AO/7M Part no. 9076155		
Receptacle, cable mount, cable entry side 90° M40 KBR 6T2/AS/7M Part no. 9076255		

→ Cable glands and tools on page 185

drawing - dimensions in mm [inch]

Electrical values		Characteristics		Panel cut out
Operating voltage (DC)	12 kV	Number of pins	14	
Test voltage (DC)	18 kV	Insulation material	PTFE	

Contacts included.

Type / Version / Part number	Picture / Drawing
Receptacle, panel mount GBR 7T2/7M Part no. 9077305	
Plug, panel mount GSR 7T2/7M Part no. 9077355	
Plug, cable mount, cable entry top M40 KSR 7T2/AO/7M Part no. 9077105	
Plug, cable mount, cable entry side 90° M40 KSR 7T2/AS/7M Part no. 9077205	
Receptacle, cable mount, cable entry top M40 KBR 7T2/AO/7M Part no. 9077155	
Receptacle, cable mount, cable entry side 90° M40 KBR 7T2/AS/7M Part no. 9077255	

→ Cable glands and tools on page 185

drawing - dimensions in mm [inch]

Part no.	Description	HV contacts	Plug	Receptacle	Cable mount	Connecting thread	Panel mount	Page
9021305	GBR 1T2/2M	2		•			•	158
9021355	GSR 1T2/2M	2	•				•	158
9021015	KSR 1T2/AO/2M	2	•		•	M25		158
9021205	KSR 1T2/AS/2M	2	•		•	M25		158
9021155	KBR 1T2/AO/2M	2		•	•	M25		158
9021255	KBR 1T2/AS/2M	2		•	•	M25		158
9022305	GBR 2T2/2M	4		•			•	159
9022355	GSR 2T2/2M	4	•				•	159
9022105	KSR 2T2/AO/2M	4	•		•	M25		159
9022205	KSR 2T2/AS/2M	4	•		•	M25		159
9022155	KBR 2T2/AO/2M	4		•	•	M25		159
9022255	KBR 2T2/AS/2M	4		•	•	M25		159
9033305	GBR 3T2/3M	6		•			•	160
9033355	GSR 3T2/3M	6	•				•	160
9033105	KSR 3T2/AO/3M	6	•		•	M32		160
9033205	KSR 3T2/AS/3M	6	•		•	M32		160
9033155	KBR 3T2/AO/3M	6		•	•	M32		160
9033255	KBR 3T2/AS/3M	6		•	•	M32		160
9054305	GBR 4T2/5M	8		•			•	161
9054355	GSR 4T2/5M	8	•				•	161
9054105	KSR 4T2/AO/5M	8	•		•	M40		161
9054205	KSR 4T2/AS/5M	8	•		•	M40		161
9054155	KBR 4T2/AO/5M	8		•	•	M40		161
9054255	KBR 4T2/AS/5M	8		•	•	M40		161
9055305	GBR 5T2/5M	10		•			•	162
9055355	GSR 5T2/5M	10	•				•	162
9055105	KSR 5T2/AO/5M	10	•		•	M40		162
9055205	KSR 5T2/AS/5M	10	•		•	M40		162
9055155	KBR 5T2/AO/5M	10		•	•	M40		162
9055255	KBR 5T2/AS/5M	10		•	•	M40		162
9076305	GBR 6T2/7M	12		•			•	163
9076355	GSR 6T2/7M	12	•				•	163
9076105	KSR 6T2/AO/7M	12	•		•	M40		163
9076215	KSR 6T2/AS/7M	12	•		•	M40		163
9076155	KBR 6T2/AO/7M	12		•	•	M40		163
9076255	KBR 6T2/AS/7M	12		•	•	M40		163
9077305	GBR 7T2/7M	14		•			•	164
9077355	GSR 7T2/7M	14	•				•	164
9077105	KSR 7T2/AO/7M	14	•		•	M40		164
9077205	KSR 7T2/AS/7M	14	•		•	M40		164
9077155	KBR 7T2/AO/7M	14		•	•	M40		164
9077255	KBR 7T2/AS/7M	14		•	•	M40		164